

FULTON COUNTY, PA
Second - OFFICIAL
NOVEMBER 2, 2021
ELECTION RESULTS

**NOTE: The Second Official results are after the State Recount of the
Pennsylvania Judge of the Commonwealth Court.**

**OFFICIAL RETURNS REPORTING FORM
NOVEMBER 2, 2021 MUNICIPAL ELECTION
PART I**

<u>Votes</u>	<u>Candidate Name</u>	<u>Party</u>	<u>Office</u>
537	MCLAUGHLIN, MARIA	DEM	SPM
2,528	BROBSON, KEVIN	REP	SPM
470	LANE, TIMIKA	DEM	SPR
2,579	SULLIVAN, MEGAN	REP	SPR
486	DUMAS, LORI A	DEM	CCJ
447	SPURGEON, DAVID LEE	DEM	CCJ
2,266	WALLACE, STACY MARIE	REP	CCJ
2,275	CROMPTON, DREW	REP	CCJ
YES	NO		
1,722	757 BENDER, JOHN T		SPR
1,665	785, BOWES, MARY JANE		SPR
1,720	742 COVEY, ANNE		CCJ
1,738	745 JUBELIRER, RENEE COHN		CCJ

**OFFICIAL RETURNS REPORTING FORM
NOVEMBER 2, 2021 MUNICIPAL ELECTION
PART II**

TOTAL NUMBER OF UNCOUNTERED PROVISIONAL BALLOTS THAT MAY YET BE
COUNTED:

0

(This total should include all provisional ballots that have not yet been counted because a resolution hasn't been reached regarding the qualifications of the voter. This total should also include all provisional ballots that have not yet been counted because challenges to such ballots are still pending. This total should not include provisional ballots that have already been fully or partially counted; nor should it include provisional ballots that have been affirmatively invalidated because the voters were found not to be qualified.)

TOTAL NUMBER OF ABSENTEE AND MAIL-IN BALLOTS THAT MAY YET BE COUNTED:

0

(This total should include all absentee ballots and mail-in ballots that have not been counted because challenges to such absentee ballots and mail-in ballots are still pending or such absentee ballots and mail-in ballots have not yet been canvassed (i.e. absentee ballots from military or overseas electors)).

TOTAL NUMBER OF BALLOTS CAST: 3,215

WE HEREBY CERTIFY THAT THE INFORMATION CONTAINED IN THIS REPORT
CONSTITUTES THE OFFICIAL RETURNS AS THEY APPEAR ON RECORD OF THE VOTES
CAST FOR EVERY STATEWIDE OFFICE AT THE MUNICIPAL ELECTION HELD
NOVEMBER 2, 2021.

SEAL

Stuart Allen
[Signature]
Paula J. Shivers
County Board of Elections

ATTEST:

[Signature]
CLERK

**2021 MUNICIPAL ELECTION
CERTIFICATION OF ELECTION RETURNS**


OFFICE OF THE COUNTY BOARD OF ELECTIONS


SECOND CERTIFICATION AFFIDAVIT


FULTON COUNTY, PENNSYLVANIA

WE HEREBY CERTIFY THAT THE ATTACHED REPORT(S) ARE THE OFFICIAL RETURNS AS THEY APPEAR ON RECORD OF THE VOTES CAST AT THE MUNICIPAL ELECTION HELD ON NOVEMBER 2, 2021 AND AFTER THE RECOUNT OF THE PENNSYLVANIA JUDGE OF THE COMMONWEALTH COURT.

IN WITNESS WHEREOF, WE HAVE HEREUNTO SET OUR HANDS AND SEAL OF OFFICE THIS 23rd DAY OF November, 2021.







COUNTY BOARD OF ELECTIONS

NOTE: November 22 is the date by which counties must certify their final election results with the Secretary of the Commonwealth. This certification will exclude the office of Commonwealth Court if you have not completed the recount by that date. In that case, you would submit a second version of this form no later than Noon on November 24 with the results for the office of Commonwealth Court.

Second Signing - FULTON COUNTY CERTIFIED RESULTS

November 23, 2021

For Municipal Election November 2, 2021

(NOTICE AT BOTTOM)

TITLE	NAME	TOTAL
JUSTICE OF SUPREME COURT	KEVIN BROBSON	2,528
JUDGE OF SUPERIOR COURT	MEGAN SULLIVAN	2,579
JUDGE OF COMMONWEALTH COURT	DREW CROMPTON	2,275
	STACY MARIE WALLACE	2,266
MAGISTERIAL DISTRICT JUDGE DISTRICT 39-04-02	DAVID A DREW WASHABAUGH V	828
PROTHONOTARY	PATTY SUDERS FIX	2,656
CENTRAL FULTON SCHOOL BOARD	JASON M SHARPE	851
	JULIA ELVEY DOVEY	756
	GREG STRAIT	682
	JASON C CARBAUGH	639
SOUTHERN FULTON SCHOOL BOARD	JON R DIFFENDERFER	796
	ANTHONY C SHIVES	701
	MARK R MOSEMANN	673
	PATRICK L BARD	599
	JADA J HOOPENGARDNER SMITH	596
FORBES ROAD SCHOOL BOARD 4 YEAR	JAMES SCOTT LUPEY	597
	ROBERT E HELMAN	502
	KATHERINE R. HOLLIBAUGH	381
	STACEY WYLES	354
FORBES ROAD SCHOOL BOARD 2 YEAR	JORDAN DAVID HOUSE	112
AYR		
SUPERVISOR	GARY D HOPKINS	418
AUDITOR	KIMBERLEY D SEIDERS	414
TAX COLLECTOR	JULIE A SHEARER	413
CONSTABLE	Vacant	
JUDGE OF ELECTION	HOPE FLEECE	286
INSPECTOR OF ELECTION MAJORITY	JILL R PLESSINGER	323
MINORITY	KATHY A MELLOTT	111
BELFAST		
SUPERVISOR	RICHARD HARR	282
AUDITOR	DEE ANN SPADE	280
TAX COLLECTOR	G JEAN MORTON	296
CONSTABLE	SCOTT C SMARTT	267
JUDGE OF ELECTION	CAROL F RICHARDS	275
INSPECTOR OF ELECTION MAJORITY	VIVIAN KAY BERNHARD	188
MINORITY	CONSTANCE Y HAMIL	112

BETHEL			
SUPERVISOR		RAY E POWELL	194
AUDITOR		BRETT B REMSBURG	195
TAX COLLECTOR		KATERINA ELIZABETH WEICHT	206
CONSTABLE		TIFFANY NICOLE HENDERSHOT	2
JUDGE OF ELECTION		WALLACE M SZWYDEK	201
INSPECTOR OF ELECTION	MAJORITY	LAUREL M VOSS	194
	MINORITY	CLARENCE O WEICHT III	3
BRUSH			
SUPERVISOR		DELMAS F BARD	152
AUDITOR		HELEN L LAYTON	14
TAX COLLECTOR		M WILDENA TRUAX	170
JUDGE OF ELECTION		MAXINE P BARTON	165
INSPECTOR OF ELECTION	MAJORITY	MARY ANN POET	139
	MINORITY	BESSIE HILDA WAGNER	37
DUBLIN			
SUPERVISOR 6 YEAR		NORMAN SHEFFIELD JR	263
SUPERVISOR 2 YEAR		CHRISTOPHER J SEYMORE	247
AUDITOR		TRUDY M FIX	10
TAX COLLECTOR		TONYA TAWNIE K HOUSE	284
CONSTABLE		vacant	
JUDGE OF ELECTION		LUCINDA G KNEPPER	276
INSPECTOR OF ELECTION	MAJORITY	FRANCE J HOOVER	261
	MINORITY	SHELBY R KNEPPER	4
LICKING CREEK			
SUPERVISOR		RONALD P SWOPE	253
AUDITOR		DONNA R GRESS	258
TAX COLLECTOR		LORI A HELSER	270
JUDGE OF ELECTION		SANDRA L LYNCH	197
INSPECTOR OF ELECTION	MAJORITY	ALICE MELLOTT GORDON	265
	MINORITY	SANDRA J SWOPE	TIE 1
		**DOUGLAS STEPHEN KAMPA	TIE 1
McCONNELLSBURG BOROUGH			
MAYOR		JEREMY A HOLLINSHEAD	33
BOROUGH COUNCIL		PATRICK S BOOTH	132
		JAMES H SMITH	125
		THOMAS M SHEARER	4
TAX COLLECTOR		JESSA W CREAGER	101
JUDGE OF ELECTION		WILDA CHARLENE GORDON	143
INSPECTOR OF ELECTION	MAJORITY	BRENDA J GORDON	168
	MINORITY	JODI L DAVIS	1
TAYLOR			
SUPERVISOR		ROGER L SHEFFIELD	232
AUDITOR		GEORGE R NEWMAN	3
TAX COLLECTOR		PATRICIA S HANN	289
JUDGE OF ELECTION		DAVID E GOURLEY	160
INSPECTOR OF ELECTION	MAJORITY	ANN M SMITH	152
	MINORITY	JULIA MARIE BERKSTRESSER	134

THOMPSON			
SUPERVISOR		JAMES CALVIN FEAR	197
AUDITOR		ROBIN L HOFFMAN	201
TAX COLLECTOR		BETTY J SWADLEY	181
CONSTABLE		JAMES W HINES	118
JUDGE OF ELECTION		CORRIE R GEARHART	196
INSPECTOR OF ELECTION	MAJORITY	JULIE L SWAIN	141
	MINORITY	NANCY E YOUNKER	88
TODD			
SUPERVISOR		STANLEY E MELLOTT	267
AUDITOR		THERESA A CHRISVILLE	10
TAX COLLECTOR		JANET A MELLOTT	306
CONSTABLE		HARPER CLINE	296
JUDGE OF ELECTION		DEBRA K DICK	234
INSPECTOR OF ELECTION	MAJORITY	MARGARET ETHEL PEG KERLIN	245
	MINORITY	JOYCE L BRENNAN	73
UNION			
SUPERVISOR	6 YEAR	REBECCA A RAY	144
SUPERVISOR	2 YEAR	GARY P SHEEDER	48
TAX COLLECTOR		KAYLIE JO OAKMAN	182
CONSTABLE		**JOHN JAMES HORENSKY	2
JUDGE OF ELECTION		DONNA D BEALE	142
INSPECTOR OF ELECTION	MAJORITY	SUZANNE K MANN	120
	MINORITY	PAMELA BAGEANT	61
VALLEY HI			
MAYOR		**ROY E GOTHIE	2
BOROUGH COUNCIL		HOWARD J COGSWELL	2
WELLS			
SUPERVISOR		CHRISTOPHER LYNN FORD	83
AUDITOR		SHIRLEY D HALL	15
CONSTABLE		CORY L HALL	1
JUDGE OF ELECTION		KRISTEN D EARLEY	9
INSPECTOR OF ELECTION	MAJORITY	PEGGY J GRACE	114
	MINORITY	KAROLE S BARTON	6

NOTICE

Second Signing Reflects Recount of Pennsylvania Judge of the Commonwealth

****Noted have not accepted the position yet.**

Cumulative Results

Election

Run Time 9:45 AM

Run Date 11/24/2021

FULTON COUNTY, PENNSYLVANIA

MUNICIPAL GENERAL ELECTION, NOVEMBER 2, 2021

11/2/2021

Page 1

Official Results

Registered Voters
3215 of 9822 = 32.73%

Precincts Reporting
13 of 13 = 100.00%

JUSTICE OF THE SUPREME COURT - (VOTE FOR ONE)

Choice	Party	Early Voting		Election Day Voting		Provisional		Mail- In		Total	
MARIA MCLAUGHLIN	DEM	0	0.00%	364	13.39%	1	33.33%	172	49.71%	537	17.50%
KEVIN BROBSON	REP	0	0.00%	2,353	86.54%	2	66.67%	173	50.00%	2,528	82.40%
Charizma Sudol (W)		0	0.00%	0	0.00%	0	0.00%	1	0.29%	1	0.03%
Patricia McCullough (W)		0	0.00%	2	0.07%	0	0.00%	0	0.00%	2	0.07%
Cast Votes:		0	0.00%	2,719	100.00%	3	100.00%	346	100.00%	3,068	100.00%
Undervotes:		0		122		0		21		143	
Overvotes:		0		4		0		0		4	
Unresolved write-in votes:		0		0		0		0		0	

JUDGE OF THE SUPERIOR COURT - (VOTE FOR ONE)

Choice	Party	Early Voting		Election Day Voting		Provisional		Mail- In		Total	
TIMIKA LANE	DEM	0	0.00%	307	11.36%	1	33.33%	162	47.09%	470	15.41%
MEGAN SULLIVAN	REP	0	0.00%	2,396	88.64%	2	66.67%	181	52.62%	2,579	84.56%
Charizma Sudol (W)		0	0.00%	0	0.00%	0	0.00%	1	0.29%	1	0.03%
Cast Votes:		0	0.00%	2,703	100.00%	3	100.00%	344	100.00%	3,050	100.00%
Undervotes:		0		139		0		23		162	
Overvotes:		0		3		0		0		3	
Unresolved write-in votes:		0		0		0		0		0	

JUDGE OF THE COMMONWEALTH COURT - (VOTE FOR NOT MORE THAN TWO)

Choice	Party	Early Voting		Election Day Voting		Provisional		Mail- In		Total	
LORI A DUMAS	DEM	0	0.00%	319	6.63%	1	16.67%	164	25.23%	486	8.85%
DAVID LEE SPURGEON	DEM	0	0.00%	284	5.90%	1	16.67%	161	24.77%	447	8.16%
STACY MARIE WALLACE	REP	0	0.00%	2,101	43.65%	2	33.33%	162	24.92%	2,266	41.42%
DREW CROMPTON	REP	0	0.00%	2,109	43.82%	2	33.33%	161	24.77%	2,275	41.54%
Charizma Sudol (W)		0	0.00%	0	0.00%	0	0.00%	1	0.15%	1	0.02%
Tyler Horton (W)		0	0.00%	0	0.00%	0	0.00%	1	0.15%	1	0.02%
Cast Votes:		0	0.00%	4,813	100.00%	6	100.00%	650	100.00%	5,469	100.00%
Undervotes:		0		871		0		84		955	

Cumulative Results

Election

Run Time 9:45 AM

Run Date 11/24/2021

FULTON COUNTY, PENNSYLVANIA

MUNICIPAL GENERAL ELECTION, NOVEMBER 2, 2021

11/2/2021

Page 1

Official Results

Registered Voters
3215 of 9822 = 32.73%

Precincts Reporting
13 of 13 = 100.00%

Overvotes:	0	3	0	0	3
Unresolved write-in votes:	0	0	0	0	0

MAGISTERIAL DISTRICT JUDGE DISTRICT 39-04-02 - (VOTE FOR ONE)

Choice	Party	Early Voting		Election Day Voting		Provisional		Mail- In		Total	
DAVID A DREW WASHABAUGH V	REP	0	0.00%	723	94.26%	0	0.00%	105	93.75%	828	94.20%
(blank) (W)		0	0.00%	1	0.13%	0	0.00%	0	0.00%	1	0.11%
Anyone But (W)		0	0.00%	1	0.13%	0	0.00%	0	0.00%	1	0.11%
David Mumma (W)		0	0.00%	1	0.13%	0	0.00%	0	0.00%	1	0.11%
John Smith (W)		0	0.00%	0	0.00%	0	0.00%	1	0.89%	1	0.11%
Judge Wendy Mellott (W)		0	0.00%	1	0.13%	0	0.00%	0	0.00%	1	0.11%
Lori A Dumas (W)		0	0.00%	1	0.13%	0	0.00%	0	0.00%	1	0.11%
Paul Johnson (W)		0	0.00%	1	0.13%	0	0.00%	0	0.00%	1	0.11%
Robert Torsky (W)		0	0.00%	1	0.13%	0	0.00%	0	0.00%	1	0.11%
Wendy Mellott (W)		0	0.00%	22	2.87%	0	0.00%	6	5.36%	28	3.19%
Wendy Mellott Richards (W)		0	0.00%	3	0.39%	0	0.00%	0	0.00%	3	0.34%
Wendy Richard Mellot (W)		0	0.00%	1	0.13%	0	0.00%	0	0.00%	1	0.11%
Wendy Richards (W)		0	0.00%	1	0.13%	0	0.00%	0	0.00%	1	0.11%
Wendy Richards Mellot (W)		0	0.00%	1	0.13%	0	0.00%	0	0.00%	1	0.11%
Wendy Richards Mellott (W)		0	0.00%	7	0.91%	0	0.00%	0	0.00%	7	0.80%
Windy Mellott (W)		0	0.00%	2	0.26%	0	0.00%	0	0.00%	2	0.23%
Cast Votes:		0	0.00%	767	100.00%	0	0.00%	112	100.00%	879	100.00%
Undervotes:		0		60		0		26		86	
Overvotes:		0		0		0		0		0	
Unresolved write-in votes:		0		0		0		0		0	

PROTHONOTARY - FOUR YEAR TERM (VOTE FOR ONE)

Choice	Party	Early Voting		Election Day Voting		Provisional		Mail- In		Total	
PATTY SUDERS FIX	DEM, REP	0	0.00%	2,358	99.03%	2	100.00%	296	99.33%	2,656	99.07%
(blank) (W)		0	0.00%	3	0.13%	0	0.00%	0	0.00%	3	0.11%
(illegible) (W)		0	0.00%	1	0.04%	0	0.00%	0	0.00%	1	0.04%

Cumulative Results

Election

Run Time 9:45 AM

Run Date 11/24/2021

FULTON COUNTY, PENNSYLVANIA

MUNICIPAL GENERAL ELECTION, NOVEMBER 2, 2021

11/2/2021

Page 1

Official Results

Registered Voters
3215 of 9822 = 32.73%

Precincts Reporting
13 of 13 = 100.00%

Andrew Glessner (W)	0	0.00%	1	0.04%	0	0.00%	0	0.00%	1	0.04%
Charizma Sudol (W)	0	0.00%	0	0.00%	0	0.00%	1	0.34%	1	0.04%
Christopher Scott Bryan (W)	0	0.00%	1	0.04%	0	0.00%	0	0.00%	1	0.04%
David Masters (W)	0	0.00%	1	0.04%	0	0.00%	0	0.00%	1	0.04%
Donald Duck (W)	0	0.00%	1	0.04%	0	0.00%	0	0.00%	1	0.04%
Garry Miller (W)	0	0.00%	1	0.04%	0	0.00%	0	0.00%	1	0.04%
John Jame Horensky (W)	0	0.00%	1	0.04%	0	0.00%	0	0.00%	1	0.04%
John Smith (W)	0	0.00%	0	0.00%	0	0.00%	1	0.34%	1	0.04%
Kenneth Colby (W)	0	0.00%	1	0.04%	0	0.00%	0	0.00%	1	0.04%
Kenneth Fow Sr (W)	0	0.00%	1	0.04%	0	0.00%	0	0.00%	1	0.04%
Melssa Masters (W)	0	0.00%	1	0.04%	0	0.00%	0	0.00%	1	0.04%
No Democrats (W)	0	0.00%	1	0.04%	0	0.00%	0	0.00%	1	0.04%
No One (W)	0	0.00%	1	0.04%	0	0.00%	0	0.00%	1	0.04%
Nobody (W)	0	0.00%	1	0.04%	0	0.00%	0	0.00%	1	0.04%
Penny Kipp (W)	0	0.00%	1	0.04%	0	0.00%	0	0.00%	1	0.04%
Republicans Concervut (W)	0	0.00%	1	0.04%	0	0.00%	0	0.00%	1	0.04%
Robin Fix (W)	0	0.00%	1	0.04%	0	0.00%	0	0.00%	1	0.04%
Rocky Smith (W)	0	0.00%	1	0.04%	0	0.00%	0	0.00%	1	0.04%
Stacey Green (W)	0	0.00%	1	0.04%	0	0.00%	0	0.00%	1	0.04%
Tina Washabaugh (W)	0	0.00%	1	0.04%	0	0.00%	0	0.00%	1	0.04%
Victor Gavin (W)	0	0.00%	1	0.04%	0	0.00%	0	0.00%	1	0.04%
Cast Votes:	0	0.00%	2,381	100.00%	2	100.00%	298	100.00%	2,681	100.00%
Undervotes:	0		464		1		69		534	
Overvotes:	0		0		0		0		0	
Unresolved write-in votes:	0		0		0		0		0	

SCHOOL DIRECTOR CENTRAL FULTON SCHOOL DISTRICT - FOUR YEAR TERM (VOTE FOR NOT MORE THAN FOUR)

Choice	Party	Early Voting	Election Day Voting	Provisional	Mail- In	Total
JULIA ELVEY DOVEY	DEM, REP	0 0.00%	635 21.93%	0 0.00%	121 24.90%	756 22.35%
JASON C CARBAUGH	DEM, REP	0 0.00%	536 18.51%	0 0.00%	103 21.19%	639 18.89%

Cumulative Results

Election

Run Time 9:45 AM

Run Date 11/24/2021

FULTON COUNTY, PENNSYLVANIA

MUNICIPAL GENERAL ELECTION, NOVEMBER 2, 2021

Official Results

Registered Voters
3215 of 9822 = 32.73%

Precincts Reporting
13 of 13 = 100.00%

11/2/2021

Page 1

GREG STRAIT	DEM, REP	0	0.00%	590	20.37%	0	0.00%	92	18.93%	682	20.17%
CRYSTAL D GLENN	DEM	0	0.00%	332	11.46%	0	0.00%	82	16.87%	414	12.24%
JASON M SHARPE	REP	0	0.00%	768	26.52%	0	0.00%	83	17.08%	851	25.16%
Alan G Shives (W)		0	0.00%	1	0.03%	0	0.00%	0	0.00%	1	0.03%
Amber Hornbaker (W)		0	0.00%	1	0.03%	0	0.00%	0	0.00%	1	0.03%
April Leese (W)		0	0.00%	3	0.10%	0	0.00%	0	0.00%	3	0.09%
Brent Culler (W)		0	0.00%	1	0.03%	0	0.00%	0	0.00%	1	0.03%
Chad Buterbaugh (W)		0	0.00%	1	0.03%	0	0.00%	0	0.00%	1	0.03%
Charizma Sudol (W)		0	0.00%	0	0.00%	0	0.00%	1	0.21%	1	0.03%
Chris Hann (W)		0	0.00%	1	0.03%	0	0.00%	0	0.00%	1	0.03%
Corey Gress (W)		0	0.00%	1	0.03%	0	0.00%	0	0.00%	1	0.03%
Denny Swope (W)		0	0.00%	1	0.03%	0	0.00%	0	0.00%	1	0.03%
Dixie Paruch (W)		0	0.00%	1	0.03%	0	0.00%	0	0.00%	1	0.03%
Dwayne Lewis (W)		0	0.00%	1	0.03%	0	0.00%	0	0.00%	1	0.03%
Eric Knepper (W)		0	0.00%	1	0.03%	0	0.00%	0	0.00%	1	0.03%
Ethan Cunningham (W)		0	0.00%	1	0.03%	0	0.00%	0	0.00%	1	0.03%
Eugene Horton (W)		0	0.00%	0	0.00%	0	0.00%	1	0.21%	1	0.03%
Garry Miller (W)		0	0.00%	1	0.03%	0	0.00%	0	0.00%	1	0.03%
Genevieve F Harper (W)		0	0.00%	1	0.03%	0	0.00%	0	0.00%	1	0.03%
Jeff Deshong (W)		0	0.00%	1	0.03%	0	0.00%	0	0.00%	1	0.03%
Jeff Shearer (W)		0	0.00%	1	0.03%	0	0.00%	0	0.00%	1	0.03%
Jeffrey Glenn (W)		0	0.00%	0	0.00%	0	0.00%	1	0.21%	1	0.03%
John Bishop (W)		0	0.00%	0	0.00%	0	0.00%	1	0.21%	1	0.03%
John R Graham II (W)		0	0.00%	1	0.03%	0	0.00%	0	0.00%	1	0.03%
Kevin A Derri (W)		0	0.00%	1	0.03%	0	0.00%	0	0.00%	1	0.03%
Koby Cutchall (W)		0	0.00%	1	0.03%	0	0.00%	0	0.00%	1	0.03%
Laurel M Griest (W)		0	0.00%	1	0.03%	0	0.00%	0	0.00%	1	0.03%
Lynn Stolipher (W)		0	0.00%	1	0.03%	0	0.00%	0	0.00%	1	0.03%
Melissa Mas (W)		0	0.00%	1	0.03%	0	0.00%	0	0.00%	1	0.03%
Michelle Serrano (W)		0	0.00%	1	0.03%	0	0.00%	0	0.00%	1	0.03%
Randy Bunch (W)		0	0.00%	1	0.03%	0	0.00%	0	0.00%	1	0.03%

Cumulative Results

Election

Run Time 9:45 AM

Run Date 11/24/2021

FULTON COUNTY, PENNSYLVANIA

MUNICIPAL GENERAL ELECTION, NOVEMBER 2, 2021

11/2/2021

Page 1

Official Results

Registered Voters
3215 of 9822 = 32.73%

Precincts Reporting
13 of 13 = 100.00%

Randy Skile (W)	0	0.00%	1	0.03%	0	0.00%	0	0.00%	1	0.03%
Rick Marshall (W)	0	0.00%	1	0.03%	0	0.00%	0	0.00%	1	0.03%
Rupert Walte (W)	0	0.00%	1	0.03%	0	0.00%	0	0.00%	1	0.03%
Tami Ulsh (W)	0	0.00%	1	0.03%	0	0.00%	0	0.00%	1	0.03%
Thomas Glenn (W)	0	0.00%	0	0.00%	0	0.00%	1	0.21%	1	0.03%
Tiea E Sharer (W)	0	0.00%	1	0.03%	0	0.00%	0	0.00%	1	0.03%
Toby Skiles (W)	0	0.00%	1	0.03%	0	0.00%	0	0.00%	1	0.03%
Travis D Abbott (W)	0	0.00%	1	0.03%	0	0.00%	0	0.00%	1	0.03%
Tyler Smith (W)	0	0.00%	1	0.03%	0	0.00%	0	0.00%	1	0.03%
Wayne Macdonald (W)	0	0.00%	1	0.03%	0	0.00%	0	0.00%	1	0.03%
Cast Votes:	0	0.00%	2,896	100.00%	0	0.00%	486	100.00%	3,382	100.00%
Undervotes:	0		1,440		0		186		1,626	
Overvotes:	0		2		0		0		2	
Unresolved write-in votes:	0		0		0		0		0	

SCHOOL DIRECTOR SOUTHERN FULTON SCHOOL DISTRICT - FOUR YEAR TERM (VOTE FOR NOT MORE THAN FIVE)

Choice	Party	Early Voting	Election Day Voting	Provisional	Mail- In	Total
PATRICK L BARD	DEM, REP	0 0.00%	530 14.98%	1 10.00%	68 15.28%	599 15.01%
MARK R MOSEMANN	DEM, REP	0 0.00%	605 17.10%	1 10.00%	67 15.06%	673 16.86%
CHRISTY BEALE SEARS	DEM	0 0.00%	285 8.06%	1 10.00%	69 15.51%	355 8.89%
JADA J HOOPENGARDNER SMITH	DEM, REP	0 0.00%	521 14.73%	2 20.00%	73 16.40%	596 14.93%
CHANCE B WOODAL	DEM	0 0.00%	190 5.37%	1 10.00%	69 15.51%	260 6.51%
JON R DIFFENDERFER	REP	0 0.00%	742 20.98%	2 20.00%	52 11.69%	796 19.94%
ANTHONY C SHIVES	REP	0 0.00%	655 18.52%	2 20.00%	44 9.89%	701 17.56%
Alan Morton (W)		0 0.00%	1 0.03%	0 0.00%	0 0.00%	1 0.03%
Carrie Shaw (W)		0 0.00%	1 0.03%	0 0.00%	0 0.00%	1 0.03%
Christopher Scott Bry (W)		0 0.00%	1 0.03%	0 0.00%	0 0.00%	1 0.03%
David C Coleman (W)		0 0.00%	1 0.03%	0 0.00%	0 0.00%	1 0.03%
Gary Wills (W)		0 0.00%	0 0.00%	0 0.00%	1 0.22%	1 0.03%
John James Horens (W)		0 0.00%	1 0.03%	0 0.00%	0 0.00%	1 0.03%

Cumulative Results

Election

Run Time 9:45 AM

Run Date 11/24/2021

FULTON COUNTY, PENNSYLVANIA

MUNICIPAL GENERAL ELECTION, NOVEMBER 2, 2021

11/2/2021

Page 1

Official Results

Registered Voters
3215 of 9822 = 32.73%

Precincts Reporting
13 of 13 = 100.00%

Ken Colby (W)	0	0.00%	0	0.00%	0	0.00%	1	0.22%	1	0.03%
Letsgo Brandon (W)	0	0.00%	1	0.03%	0	0.00%	0	0.00%	1	0.03%
Lowell Bard (W)	0	0.00%	1	0.03%	0	0.00%	0	0.00%	1	0.03%
Nadine B Fox (W)	0	0.00%	0	0.00%	0	0.00%	1	0.22%	1	0.03%
Shonda Whiteside (W)	0	0.00%	1	0.03%	0	0.00%	0	0.00%	1	0.03%
Terry Bard (W)	0	0.00%	1	0.03%	0	0.00%	0	0.00%	1	0.03%
Cast Votes:	0	0.00%	3,537	100.00%	10	100.00%	445	100.00%	3,992	100.00%
Undervotes:	0		1,663		5		170		1,838	
Overvotes:	0		4		0		0		4	
Unresolved write-in votes:	0		0		0		0		0	

SCHOOL DIRECTOR FORBES ROAD SCHOOL DISTRICT - FOUR YEAR TERM (VOTE FOR NOT MORE THAN FOUR)

Choice	Party	Early Voting	Election Day Voting	Provisional	Mail- In	Total
JAMES SCOTT LUPEY	DEM,	0 0.00%	537 23.31%	0 0.00%	52 24.30%	589 23.39%
	REP					
CASSIE M BROADWATER	DEM,	0 0.00%	188 8.16%	0 0.00%	34 15.89%	222 8.82%
	REP					
BYRON L HELSEL	DEM	0 0.00%	102 4.43%	0 0.00%	31 14.49%	133 5.28%
ROBERT E HELMAN	DEM,	0 0.00%	450 19.53%	0 0.00%	41 19.16%	491 19.50%
	REP					
KIRBY D SHOEMAKER	REP	0 0.00%	226 9.81%	0 0.00%	38 17.76%	264 10.48%
(blank) (W)		0 0.00%	5 0.22%	0 0.00%	0 0.00%	5 0.20%
Bryon Helser (W)		0 0.00%	1 0.04%	0 0.00%	0 0.00%	1 0.04%
Buck Fix (W)		0 0.00%	1 0.04%	0 0.00%	0 0.00%	1 0.04%
Cassie Broadwater (W)		0 0.00%	1 0.04%	0 0.00%	0 0.00%	1 0.04%
Chanin Mountz (W)		0 0.00%	1 0.04%	0 0.00%	0 0.00%	1 0.04%
Chris Seymore (W)		0 0.00%	0 0.00%	0 0.00%	1 0.47%	1 0.04%
Chris Smith (W)		0 0.00%	1 0.04%	0 0.00%	0 0.00%	1 0.04%
Craig C. Cutchall (W)		0 0.00%	1 0.04%	0 0.00%	1 0.47%	2 0.08%
Craig Cutchall (W)		0 0.00%	1 0.04%	0 0.00%	0 0.00%	1 0.04%
Deborah Seville (W)		0 0.00%	0 0.00%	0 0.00%	1 0.47%	1 0.04%
James Lupey (W)		0 0.00%	8 0.35%	0 0.00%	0 0.00%	8 0.32%
Jordan D House (W)		0 0.00%	4 0.17%	0 0.00%	0 0.00%	4 0.16%

Cumulative Results

Election

Run Time 9:45 AM

Run Date 11/24/2021

FULTON COUNTY, PENNSYLVANIA

MUNICIPAL GENERAL ELECTION, NOVEMBER 2, 2021

Official Results

Registered Voters
3215 of 9822 = 32.73%

Precincts Reporting
13 of 13 = 100.00%

11/2/2021

Page 1

Jordan David Hou (W)	0	0.00%	1	0.04%	0	0.00%	0	0.00%	1	0.04%
Jordan David Hous (W)	0	0.00%	1	0.04%	0	0.00%	0	0.00%	1	0.04%
Jordan David House (W)	0	0.00%	15	0.65%	0	0.00%	0	0.00%	15	0.60%
Jordan House (W)	0	0.00%	23	1.00%	0	0.00%	0	0.00%	23	0.91%
K R Holibaugh (W)	0	0.00%	1	0.04%	0	0.00%	0	0.00%	1	0.04%
Kate Hollibaugh (W)	0	0.00%	1	0.04%	0	0.00%	0	0.00%	1	0.04%
Kathenine R Holliba (W)	0	0.00%	1	0.04%	0	0.00%	0	0.00%	1	0.04%
Katheria Hollis (W)	0	0.00%	1	0.04%	0	0.00%	0	0.00%	1	0.04%
Katherin Holibaigh (W)	0	0.00%	1	0.04%	0	0.00%	0	0.00%	1	0.04%
Katherin R Hallibaugh (W)	0	0.00%	1	0.04%	0	0.00%	0	0.00%	1	0.04%
Katherin R Hollrnburg (W)	0	0.00%	1	0.04%	0	0.00%	0	0.00%	1	0.04%
Katherin R. Hollibaugh (W)	0	0.00%	6	0.26%	0	0.00%	0	0.00%	6	0.24%
Katherine (W)	0	0.00%	1	0.04%	0	0.00%	0	0.00%	1	0.04%
Katherine Hallib (W)	0	0.00%	1	0.04%	0	0.00%	0	0.00%	1	0.04%
Katherine Hallibauh (W)	0	0.00%	1	0.04%	0	0.00%	0	0.00%	1	0.04%
Katherine Holibaugh (W)	0	0.00%	2	0.09%	0	0.00%	0	0.00%	2	0.08%
Katherine Hollebaug (W)	0	0.00%	1	0.04%	0	0.00%	0	0.00%	1	0.04%
Katherine Hollenbaugh (W)	0	0.00%	1	0.04%	0	0.00%	0	0.00%	1	0.04%
Katherine Hollib (W)	0	0.00%	2	0.09%	0	0.00%	0	0.00%	2	0.08%
Katherine Holliba (W)	0	0.00%	4	0.17%	0	0.00%	0	0.00%	4	0.16%
Katherine Hollibau (W)	0	0.00%	11	0.48%	0	0.00%	0	0.00%	11	0.44%
Katherine Hollibaud (W)	0	0.00%	1	0.04%	0	0.00%	0	0.00%	1	0.04%
Katherine Hollibaug (W)	0	0.00%	11	0.48%	0	0.00%	0	0.00%	11	0.44%
Katherine Hollibaugh (W)	0	0.00%	39	1.69%	0	0.00%	0	0.00%	39	1.55%
Katherine Hollibauh (W)	0	0.00%	1	0.04%	0	0.00%	0	0.00%	1	0.04%
Katherine Hollnbaugs (W)	0	0.00%	1	0.04%	0	0.00%	0	0.00%	1	0.04%
Katherine Hullibi (W)	0	0.00%	1	0.04%	0	0.00%	0	0.00%	1	0.04%
Katherine R (W)	0	0.00%	4	0.17%	0	0.00%	0	0.00%	4	0.16%
Katherine R Hallbough (W)	0	0.00%	1	0.04%	0	0.00%	0	0.00%	1	0.04%
Katherine R Hallibaugh (W)	0	0.00%	2	0.09%	0	0.00%	0	0.00%	2	0.08%
Katherine R Heinba (W)	0	0.00%	1	0.04%	0	0.00%	0	0.00%	1	0.04%
Katherine R Hol (W)	0	0.00%	1	0.04%	0	0.00%	0	0.00%	1	0.04%

Cumulative Results

Election

Run Time 9:45 AM

Run Date 11/24/2021

FULTON COUNTY, PENNSYLVANIA

MUNICIPAL GENERAL ELECTION, NOVEMBER 2, 2021

Official Results

Registered Voters
3215 of 9822 = 32.73%

Precincts Reporting
13 of 13 = 100.00%

11/2/2021

Page 1

Katherine R Hollba (W)	0	0.00%	2	0.09%	0	0.00%	0	0.00%	2	0.08%
Katherine R Hollbaug (W)	0	0.00%	3	0.13%	0	0.00%	0	0.00%	3	0.12%
Katherine R Hollbaugh (W)	0	0.00%	1	0.04%	0	0.00%	0	0.00%	1	0.04%
Katherine R Holli (W)	0	0.00%	8	0.35%	0	0.00%	0	0.00%	8	0.32%
Katherine R Hollib (W)	0	0.00%	10	0.43%	0	0.00%	1	0.47%	11	0.44%
Katherine R Holliba (W)	0	0.00%	13	0.56%	0	0.00%	1	0.47%	14	0.56%
Katherine R Hollibau (W)	0	0.00%	43	1.87%	0	0.00%	0	0.00%	43	1.71%
Katherine R Hollibaug (W)	0	0.00%	44	1.91%	0	0.00%	1	0.47%	45	1.79%
Katherine R Hollibaugh (W)	0	0.00%	121	5.25%	0	0.00%	3	1.40%	124	4.92%
Katherine R Hollibauu (W)	0	0.00%	1	0.04%	0	0.00%	0	0.00%	1	0.04%
Katherine R Hollibugh (W)	0	0.00%	1	0.04%	0	0.00%	0	0.00%	1	0.04%
Katherine R Holligh (W)	0	0.00%	1	0.04%	0	0.00%	0	0.00%	1	0.04%
Katherine R Hollinb (W)	0	0.00%	1	0.04%	0	0.00%	0	0.00%	1	0.04%
Katherine R Hollinba (W)	0	0.00%	4	0.17%	0	0.00%	0	0.00%	4	0.16%
Katherine R Hollinbaugh (W)	0	0.00%	11	0.48%	0	0.00%	0	0.00%	11	0.44%
Katherine R. Hollibaug (W)	0	0.00%	2	0.09%	0	0.00%	0	0.00%	2	0.08%
Katherine R. Hollibaug (W)	0	0.00%	8	0.35%	0	0.00%	0	0.00%	8	0.32%
Kathern Hollinbaugh (W)	0	0.00%	1	0.04%	0	0.00%	0	0.00%	1	0.04%
Katie Hollibaugh (W)	0	0.00%	1	0.04%	0	0.00%	0	0.00%	1	0.04%
Leriwyn Glunt (W)	0	0.00%	0	0.00%	0	0.00%	1	0.47%	1	0.04%
Robert Helman (W)	0	0.00%	11	0.48%	0	0.00%	0	0.00%	11	0.44%
Stacey Wild (W)	0	0.00%	1	0.04%	0	0.00%	0	0.00%	1	0.04%
Stacey Wiles (W)	0	0.00%	10	0.43%	0	0.00%	1	0.47%	11	0.44%
Stacey Woes (W)	0	0.00%	1	0.04%	0	0.00%	0	0.00%	1	0.04%
Stacey Wy (W)	0	0.00%	1	0.04%	0	0.00%	0	0.00%	1	0.04%
Stacey Wyle (W)	0	0.00%	2	0.09%	0	0.00%	0	0.00%	2	0.08%
Stacey Wyles (W)	0	0.00%	323	14.02%	0	0.00%	5	2.34%	328	13.03%
Stacie Keller (W)	0	0.00%	1	0.04%	0	0.00%	0	0.00%	1	0.04%
Stacie Wyles (W)	0	0.00%	1	0.04%	0	0.00%	0	0.00%	1	0.04%
Stacy Wyles (W)	0	0.00%	10	0.43%	0	0.00%	1	0.47%	11	0.44%
Tammy Sweger (W)	0	0.00%	0	0.00%	0	0.00%	1	0.47%	1	0.04%
Cast Votes:	0	0.00%	2,304	100.00%	0	0.00%	214	100.00%	2,518	100.00%

Cumulative Results

Election

Run Time 9:45 AM

Run Date 11/24/2021

FULTON COUNTY, PENNSYLVANIA

MUNICIPAL GENERAL ELECTION, NOVEMBER 2, 2021

11/2/2021

Page 1

Official Results

Registered Voters
3215 of 9822 = 32.73%

Precincts Reporting
13 of 13 = 100.00%

Undervotes:	0	516	0	90	606
Overvotes:	0	10	0	0	10
Unresolved write-in votes:	0	0	0	0	0

SCHOOL DIRECTOR FORBES ROAD SCHOOL DISTRICT - TWO YEAR TERM (VOTE FOR NOT MORE THAN ONE)

Choice	Party	Early Voting		Election Day Voting		Provisional		Mail- In		Total	
JAMES SCOTT LUPEY	DEM, REP	0	0.00%	484	78.19%	0	0.00%	54	91.53%	538	79.35%
Byron L. Helsel (W)		0	0.00%	0	0.00%	0	0.00%	2	3.39%	2	0.29%
David Jordan Ho (W)		0	0.00%	1	0.16%	0	0.00%	0	0.00%	1	0.15%
David Jordan House (W)		0	0.00%	1	0.16%	0	0.00%	0	0.00%	1	0.15%
James Krin (W)		0	0.00%	1	0.16%	0	0.00%	0	0.00%	1	0.15%
James Lupey (W)		0	0.00%	6	0.97%	0	0.00%	0	0.00%	6	0.88%
Joran House (W)		0	0.00%	1	0.16%	0	0.00%	0	0.00%	1	0.15%
Jordan D House (W)		0	0.00%	3	0.48%	0	0.00%	0	0.00%	3	0.44%
Jordan Davd House (W)		0	0.00%	1	0.16%	0	0.00%	0	0.00%	1	0.15%
Jordan Davi (W)		0	0.00%	1	0.16%	0	0.00%	0	0.00%	1	0.15%
Jordan David Ho (W)		0	0.00%	1	0.16%	0	0.00%	0	0.00%	1	0.15%
Jordan David Hou (W)		0	0.00%	4	0.65%	0	0.00%	0	0.00%	4	0.59%
Jordan David Hus (W)		0	0.00%	5	0.81%	0	0.00%	0	0.00%	5	0.74%
Jordan David House (W)		0	0.00%	7	1.13%	0	0.00%	0	0.00%	7	1.03%
Jordan House (W)		0	0.00%	39	6.30%	0	0.00%	0	0.00%	39	5.75%
Jorden House (W)		0	0.00%	1	0.16%	0	0.00%	0	0.00%	1	0.15%
Jordon David House (W)		0	0.00%	49	7.92%	0	0.00%	0	0.00%	49	7.23%
Kate Hale Hollenb (W)		0	0.00%	1	0.16%	0	0.00%	0	0.00%	1	0.15%
Katherine R Hollibau (W)		0	0.00%	2	0.32%	0	0.00%	0	0.00%	2	0.29%
Katherine R. Holliba (W)		0	0.00%	2	0.32%	0	0.00%	0	0.00%	2	0.29%
Kirby Shoemaker (W)		0	0.00%	1	0.16%	0	0.00%	1	1.69%	2	0.29%
Margret Bollinger (W)		0	0.00%	1	0.16%	0	0.00%	0	0.00%	1	0.15%
Robert Helman (W)		0	0.00%	2	0.32%	0	0.00%	0	0.00%	2	0.29%
Stacey Wyles (W)		0	0.00%	5	0.81%	0	0.00%	0	0.00%	5	0.74%

Cumulative Results

Election

Run Time 9:45 AM

Run Date 11/24/2021

FULTON COUNTY, PENNSYLVANIA

MUNICIPAL GENERAL ELECTION, NOVEMBER 2, 2021

11/2/2021

Page 1

Official Results

Registered Voters
3215 of 9822 = 32.73%

Precincts Reporting
13 of 13 = 100.00%

Stacy Wyles (W)	0	0.00%	0	0.00%	0	0.00%	1	1.69%	1	0.15%
Tammy Sweger (W)	0	0.00%	0	0.00%	0	0.00%	1	1.69%	1	0.15%
Cast Votes:	0	0.00%	619	100.00%	0	0.00%	59	100.00%	678	100.00%
Undervotes:	0		84		0		16		100	
Overvotes:	0		12		0		1		13	
Unresolved write-in votes:	0		0		0		0		0	

AYR SUPERVISOR - SIX YEAR TERM (VOTE FOR ONE)

Choice	Party	Early Voting	Election Day Voting	Provisional	Mail- In	Total
GARY D HOPKINS	REP	0 0.00%	378 99.47%	0 0.00%	40 95.24%	418 99.05%
Eugene Horton (W)		0 0.00%	0 0.00%	0 0.00%	1 2.38%	1 0.24%
Harry Johnston (W)		0 0.00%	1 0.26%	0 0.00%	0 0.00%	1 0.24%
James F Smith (W)		0 0.00%	1 0.26%	0 0.00%	0 0.00%	1 0.24%
John Smith (W)		0 0.00%	0 0.00%	0 0.00%	1 2.38%	1 0.24%
Cast Votes:		0 0.00%	380 100.00%	0 0.00%	42 100.00%	422 100.00%
Undervotes:		0	13	0	13	26
Overvotes:		0	0	0	0	0
Unresolved write-in votes:		0	0	0	0	0

AYR AUDITOR - SIX YEAR TERM (VOTE FOR ONE)

Choice	Party	Early Voting	Election Day Voting	Provisional	Mail- In	Total
KIMBERLEY D SEIDERS	REP	0 0.00%	372 100.00%	0 0.00%	42 97.67%	414 99.76%
John Smith (W)		0 0.00%	0 0.00%	0 0.00%	1 2.33%	1 0.24%
Cast Votes:		0 0.00%	372 100.00%	0 0.00%	43 100.00%	415 100.00%
Undervotes:		0	21	0	12	33
Overvotes:		0	0	0	0	0
Unresolved write-in votes:		0	0	0	0	0

AYR TAX COLLECTOR - FOUR YEAR TERM (VOTE FOR ONE)

Choice	Party	Early Voting	Election Day Voting	Provisional	Mail- In	Total
--------	-------	--------------	---------------------	-------------	----------	-------

Cumulative Results

Election

Run Time 9:45 AM

Run Date 11/24/2021

FULTON COUNTY, PENNSYLVANIA

MUNICIPAL GENERAL ELECTION, NOVEMBER 2, 2021

Official Results

Registered Voters
3215 of 9822 = 32.73%

Precincts Reporting
13 of 13 = 100.00%

11/2/2021

Page 1

JULIE A SHEARER	DEM, REP	0	0.00%	365	98.92%	0	0.00%	48	97.96%	413	98.80%
(blank) (W)		0	0.00%	2	0.54%	0	0.00%	0	0.00%	2	0.48%
Angela Pittman (W)		0	0.00%	0	0.00%	0	0.00%	1	2.04%	1	0.24%
Buggs Bunny (W)		0	0.00%	1	0.27%	0	0.00%	0	0.00%	1	0.24%
Inga J Smith (W)		0	0.00%	1	0.27%	0	0.00%	0	0.00%	1	0.24%
Cast Votes:		0	0.00%	369	100.00%	0	0.00%	49	100.00%	418	100.00%
Undervotes:		0		24		0		6		30	
Overvotes:		0		0		0		0		0	
Unresolved write-in votes:		0		0		0		0		0	

AYR CONSTABLE - SIX YEAR TERM (VOTE FOR ONE)

Choice	Party	Early Voting	Election Day Voting	Provisional	Mail- In	Total	
(blank) (W)		0	0.00%	6	17.14%	6	15.79%
Brent Seville (W)		0	0.00%	1	2.86%	1	2.63%
Dave Keffer (W)		0	0.00%	1	2.86%	1	2.63%
David Tebo (W)		0	0.00%	0	0.00%	1	33.33%
Dennis Ritchey (W)		0	0.00%	1	2.86%	1	2.63%
Denny Ritchey (W)		0	0.00%	1	2.86%	1	2.63%
Donald Trump Jr (W)		0	0.00%	1	2.86%	1	2.63%
Eugene Horton (W)		0	0.00%	1	2.86%	1	33.33%
Harper Cline (W)		0	0.00%	1	2.86%	1	2.63%
Jaime Schwartz (W)		0	0.00%	1	2.86%	1	2.63%
Jeremy Hollenshead (W)		0	0.00%	1	2.86%	1	2.63%
John Ott (W)		0	0.00%	1	2.86%	1	2.63%
Keith Stains (W)		0	0.00%	2	5.71%	2	5.26%
Larry Ott (W)		0	0.00%	1	2.86%	1	2.63%
Larry Wilson (W)		0	0.00%	0	0.00%	1	33.33%
Lisa Daniels (W)		0	0.00%	1	2.86%	1	2.63%
Lynn Reeder (W)		0	0.00%	1	2.86%	1	2.63%
Matthew Skiles (W)		0	0.00%	1	2.86%	1	2.63%
Michael Chilcoat (W)		0	0.00%	1	2.86%	1	2.63%

Cumulative Results

Election

Run Time 9:45 AM

Run Date 11/24/2021

FULTON COUNTY, PENNSYLVANIA

MUNICIPAL GENERAL ELECTION, NOVEMBER 2, 2021

11/2/2021

Page 1

Official Results

Registered Voters
3215 of 9822 = 32.73%

Precincts Reporting
13 of 13 = 100.00%

Michael Glenn (W)	0	0.00%	3	8.57%	0	0.00%	0	0.00%	3	7.89%
Mike Sprague (W)	0	0.00%	1	2.86%	0	0.00%	0	0.00%	1	2.63%
Norm Sheffield (W)	0	0.00%	1	2.86%	0	0.00%	0	0.00%	1	2.63%
Norman Sheffield (W)	0	0.00%	1	2.86%	0	0.00%	0	0.00%	1	2.63%
Rupert Walte (W)	0	0.00%	1	2.86%	0	0.00%	0	0.00%	1	2.63%
Sierra Carbaugh (W)	0	0.00%	1	2.86%	0	0.00%	0	0.00%	1	2.63%
Steve Ward (W)	0	0.00%	1	2.86%	0	0.00%	0	0.00%	1	2.63%
Thomas Howe (W)	0	0.00%	1	2.86%	0	0.00%	0	0.00%	1	2.63%
Thurman Nesbitt (W)	0	0.00%	1	2.86%	0	0.00%	0	0.00%	1	2.63%
Travis D Abbott (W)	0	0.00%	1	2.86%	0	0.00%	0	0.00%	1	2.63%
Cast Votes:	0	0.00%	35	100.00%	0	0.00%	3	100.00%	38	100.00%
Undervotes:	0		358		0		52		410	
Overvotes:	0		0		0		0		0	
Unresolved write-in votes:	0		0		0		0		0	

AYR JUDGE OF ELECTION - FOUR YEAR TERM (VOTE FOR ONE)

Choice	Party	Early Voting	Election Day Voting	Provisional	Mail- In	Total
HOPE FLEECE	DEM	0 0.00%	246 94.98%	0 0.00%	40 97.56%	286 95.33%
(blank) (W)		0 0.00%	1 0.39%	0 0.00%	0 0.00%	1 0.33%
Dayton Tweedy (W)		0 0.00%	1 0.39%	0 0.00%	0 0.00%	1 0.33%
illigible (W)		0 0.00%	1 0.39%	0 0.00%	0 0.00%	1 0.33%
Inga J Smith (W)		0 0.00%	1 0.39%	0 0.00%	0 0.00%	1 0.33%
Jason Kipp (W)		0 0.00%	1 0.39%	0 0.00%	0 0.00%	1 0.33%
Kate Mellott (W)		0 0.00%	1 0.39%	0 0.00%	0 0.00%	1 0.33%
Kathleen Gunnel (W)		0 0.00%	2 0.77%	0 0.00%	0 0.00%	2 0.67%
Lynn Joyce (W)		0 0.00%	1 0.39%	0 0.00%	0 0.00%	1 0.33%
Mickey Mouse (W)		0 0.00%	1 0.39%	0 0.00%	0 0.00%	1 0.33%
Richard Dick Mill (W)		0 0.00%	1 0.39%	0 0.00%	0 0.00%	1 0.33%
Rupert Walter (W)		0 0.00%	1 0.39%	0 0.00%	0 0.00%	1 0.33%
Tyler Horton (W)		0 0.00%	0 0.00%	0 0.00%	1 2.44%	1 0.33%
Wadn Culler (W)		0 0.00%	1 0.39%	0 0.00%	0 0.00%	1 0.33%

Cumulative Results

Election

Run Time 9:45 AM

Run Date 11/24/2021

FULTON COUNTY, PENNSYLVANIA

MUNICIPAL GENERAL ELECTION, NOVEMBER 2, 2021

11/2/2021

Page 1

Official Results

Registered Voters
3215 of 9822 = 32.73%

Precincts Reporting
13 of 13 = 100.00%

Cast Votes:	0	0.00%	259	100.00%	0	0.00%	41	100.00%	300	100.00%
Undervotes:	0		134		0		14		148	
Overvotes:	0		0		0		0		0	
Unresolved write-in votes:	0		0		0		0		0	

AYR INSPECTOR OF ELECTION - FOUR YEAR TERM (VOTE FOR ONE)

Choice	Party	Early Voting	Election Day Voting	Provisional	Mail- In	Total
KATHY A MELLOTT	DEM	0 0.00%	82 21.41%	0 0.00%	29 55.77%	111 25.52%
JILL R PLESSINGER	REP	0 0.00%	301 78.59%	0 0.00%	22 42.31%	323 74.25%
Tyler Horton (W)		0 0.00%	0 0.00%	0 0.00%	1 1.92%	1 0.23%
Cast Votes:		0 0.00%	383 100.00%	0 0.00%	52 100.00%	435 100.00%
Undervotes:		0	6	0	2	8
Overvotes:		0	4	0	1	5
Unresolved write-in votes:		0	0	0	0	0

BELFAST SUPERVISOR - SIX YEAR TERM (VOTE FOR ONE)

Choice	Party	Early Voting	Election Day Voting	Provisional	Mail- In	Total
RICHARD HARR	REP	0 0.00%	247 99.60%	0 0.00%	35 100.00%	282 99.65%
Delmar Hollinshead Jr (W)		0 0.00%	1 0.40%	0 0.00%	0 0.00%	1 0.35%
Cast Votes:		0 0.00%	248 100.00%	0 0.00%	35 100.00%	283 100.00%
Undervotes:		0	21	0	7	28
Overvotes:		0	0	0	0	0
Unresolved write-in votes:		0	0	0	0	0

BELFAST AUDITOR - SIX YEAR TERM (VOTE FOR ONE)

Choice	Party	Early Voting	Election Day Voting	Provisional	Mail- In	Total
DEE ANN SPADE	REP	0 0.00%	247 100.00%	0 0.00%	33 100.00%	280 100.00%
Cast Votes:		0 0.00%	247 100.00%	0 0.00%	33 100.00%	280 100.00%
Undervotes:		0	22	0	9	31
Overvotes:		0	0	0	0	0
Unresolved write-in votes:		0	0	0	0	0

Cumulative Results

Election

Run Time 9:45 AM

Run Date 11/24/2021

FULTON COUNTY, PENNSYLVANIA

MUNICIPAL GENERAL ELECTION, NOVEMBER 2, 2021

11/2/2021

Page 1

Official Results

Registered Voters
3215 of 9822 = 32.73%

Precincts Reporting
13 of 13 = 100.00%

BELFAST TAX COLLECTOR - FOUR YEAR TERM (VOTE FOR ONE)

Choice	Party	Early Voting		Election Day Voting		Provisional		Mail- In		Total	
G JEAN MORTON	REP	0	0.00%	258	99.61%	0	0.00%	38	97.44%	296	99.33%
Anrieta Shives (W)		0	0.00%	0	0.00%	0	0.00%	1	2.56%	1	0.34%
Matthew Sollenberge (W)		0	0.00%	1	0.39%	0	0.00%	0	0.00%	1	0.34%
Cast Votes:		0	0.00%	259	100.00%	0	0.00%	39	100.00%	298	100.00%
Undervotes:		0		10		0		3		13	
Overvotes:		0		0		0		0		0	
Unresolved write-in votes:		0		0		0		0		0	

BELFAST CONSTABLE - SIX YEAR TERM (VOTE FOR ONE)

Choice	Party	Early Voting		Election Day Voting		Provisional		Mail- In		Total	
SCOTT C SMARTT	REP	0	0.00%	237	99.16%	0	0.00%	30	100.00%	267	99.26%
Anyone else (W)		0	0.00%	1	0.42%	0	0.00%	0	0.00%	1	0.37%
Russell Hoffma (W)		0	0.00%	1	0.42%	0	0.00%	0	0.00%	1	0.37%
Cast Votes:		0	0.00%	239	100.00%	0	0.00%	30	100.00%	269	100.00%
Undervotes:		0		30		0		12		42	
Overvotes:		0		0		0		0		0	
Unresolved write-in votes:		0		0		0		0		0	

BELFAST JUDGE OF ELECTION - FOUR YEAR TERM (VOTE FOR ONE)

Choice	Party	Early Voting		Election Day Voting		Provisional		Mail- In		Total	
CAROL F RICHARDS	DEM, REP	0	0.00%	240	99.59%	0	0.00%	35	100.00%	275	99.64%
No One (W)		0	0.00%	1	0.41%	0	0.00%	0	0.00%	1	0.36%
Cast Votes:		0	0.00%	241	100.00%	0	0.00%	35	100.00%	276	100.00%
Undervotes:		0		28		0		7		35	
Overvotes:		0		0		0		0		0	
Unresolved write-in votes:		0		0		0		0		0	

Cumulative Results

Election

Run Time 9:45 AM

Run Date 11/24/2021

FULTON COUNTY, PENNSYLVANIA

MUNICIPAL GENERAL ELECTION, NOVEMBER 2, 2021

11/2/2021

Page 1

Official Results

Registered Voters
3215 of 9822 = 32.73%

Precincts Reporting
13 of 13 = 100.00%

BELFAST INSPECTOR OF ELECTION - FOUR YEAR TERM (VOTE FOR ONE)

Choice	Party	Early Voting		Election Day Voting		Provisional		Mail- In		Total	
CONSTANCE Y HAMIL	DEM	0	0.00%	81	31.15%	0	0.00%	31	73.81%	112	37.09%
VIVIAN KAY BERNHARD	REP	0	0.00%	177	68.08%	0	0.00%	11	26.19%	188	62.25%
No One (W)		0	0.00%	1	0.38%	0	0.00%	0	0.00%	1	0.33%
Vicki Truax (W)		0	0.00%	1	0.38%	0	0.00%	0	0.00%	1	0.33%
Cast Votes:		0	0.00%	260	100.00%	0	0.00%	42	100.00%	302	100.00%
Undervotes:		0		7		0		0		7	
Overvotes:		0		2		0		0		2	
Unresolved write-in votes:		0		0		0		0		0	

BETHEL SUPERVISOR - SIX YEAR TERM (VOTE FOR ONE)

Choice	Party	Early Voting		Election Day Voting		Provisional		Mail- In		Total	
RAY E POWELL	REP	0	0.00%	173	96.11%	0	0.00%	21	87.50%	194	95.10%
Any Democrat (W)		0	0.00%	1	0.56%	0	0.00%	0	0.00%	1	0.49%
Gary Blankley (W)		0	0.00%	2	1.11%	0	0.00%	0	0.00%	2	0.98%
Gary G Blankley (W)		0	0.00%	1	0.56%	0	0.00%	0	0.00%	1	0.49%
Matthew Duane Pow (W)		0	0.00%	1	0.56%	0	0.00%	0	0.00%	1	0.49%
Stephanie Swiger (W)		0	0.00%	0	0.00%	0	0.00%	1	4.17%	1	0.49%
Steven P Blankley II (W)		0	0.00%	2	1.11%	0	0.00%	0	0.00%	2	0.98%
Tracy Mellott (W)		0	0.00%	0	0.00%	0	0.00%	2	8.33%	2	0.98%
Cast Votes:		0	0.00%	180	100.00%	0	0.00%	24	100.00%	204	100.00%
Undervotes:		0		21		0		9		30	
Overvotes:		0		0		0		0		0	
Unresolved write-in votes:		0		0		0		0		0	

BETHEL AUDITOR - SIX YEAR TERM (VOTE FOR ONE)

Choice	Party	Early Voting		Election Day Voting		Provisional		Mail- In		Total	
BRETT B REMSBURG	REP	0	0.00%	176	99.44%	0	0.00%	19	86.36%	195	97.99%
Any Democrat (W)		0	0.00%	1	0.56%	0	0.00%	0	0.00%	1	0.50%
Stephanie Swiger (W)		0	0.00%	0	0.00%	0	0.00%	1	4.55%	1	0.50%

Cumulative Results

Election

Run Time 9:45 AM

Run Date 11/24/2021

FULTON COUNTY, PENNSYLVANIA

MUNICIPAL GENERAL ELECTION, NOVEMBER 2, 2021

11/2/2021

Page 1

Official Results

Registered Voters
3215 of 9822 = 32.73%

Precincts Reporting
13 of 13 = 100.00%

Wilbur Hartman (W)	0	0.00%	0	0.00%	0	0.00%	2	9.09%	2	1.01%
Cast Votes:	0	0.00%	177	100.00%	0	0.00%	22	100.00%	199	100.00%
Undervotes:	0		24		0		11		35	
Overvotes:	0		0		0		0		0	
Unresolved write-in votes:	0		0		0		0		0	

BETHEL TAX COLLECTOR - FOUR YEAR TERM (VOTE FOR ONE)

Choice	Party	Early Voting	Election Day Voting	Provisional	Mail- In	Total
KATERINA ELIZABETH WEICHT	REP	0 0.00%	183 98.92%	0 0.00%	23 92.00%	206 98.10%
Any Democra (W)		0 0.00%	1 0.54%	0 0.00%	0 0.00%	1 0.48%
Debra Palmer (W)		0 0.00%	1 0.54%	0 0.00%	2 8.00%	3 1.43%
Cast Votes:		0 0.00%	185 100.00%	0 0.00%	25 100.00%	210 100.00%
Undervotes:		0	16	0	8	24
Overvotes:		0	0	0	0	0
Unresolved write-in votes:		0	0	0	0	0

BETHEL CONSTABLE - SIX YEAR TERM (VOTE FOR ONE)

Choice	Party	Early Voting	Election Day Voting	Provisional	Mail- In	Total
(blank) (W)		0 0.00%	3 20.00%	0 0.00%	0 0.00%	3 16.67%
Any Democra (W)		0 0.00%	1 6.67%	0 0.00%	0 0.00%	1 5.56%
Donald Golden (W)		0 0.00%	1 6.67%	0 0.00%	0 0.00%	1 5.56%
James D Morri (W)		0 0.00%	0 0.00%	0 0.00%	1 33.33%	1 5.56%
Lance Younker (W)		0 0.00%	1 6.67%	0 0.00%	0 0.00%	1 5.56%
Laurel M Voss (W)		0 0.00%	1 6.67%	0 0.00%	0 0.00%	1 5.56%
Laurel Voss (W)		0 0.00%	3 20.00%	0 0.00%	0 0.00%	3 16.67%
Matthew Powell (W)		0 0.00%	1 6.67%	0 0.00%	0 0.00%	1 5.56%
Michael P True (W)		0 0.00%	1 6.67%	0 0.00%	0 0.00%	1 5.56%
Michael True (W)		0 0.00%	1 6.67%	0 0.00%	0 0.00%	1 5.56%
Roger Blankley (W)		0 0.00%	1 6.67%	0 0.00%	0 0.00%	1 5.56%
Roger Sheffield (W)		0 0.00%	1 6.67%	0 0.00%	0 0.00%	1 5.56%
Tiffany Hender (W)		0 0.00%	0 0.00%	0 0.00%	1 33.33%	1 5.56%

Cumulative Results

Election

Run Time 9:45 AM

Run Date 11/24/2021

FULTON COUNTY, PENNSYLVANIA

MUNICIPAL GENERAL ELECTION, NOVEMBER 2, 2021

11/2/2021

Page 1

Official Results

Registered Voters
3215 of 9822 = 32.73%

Precincts Reporting
13 of 13 = 100.00%

Tiffany Hendersho (W)	0	0.00%	0	0.00%	0	0.00%	1	33.33%	1	5.56%
Cast Votes:	0	0.00%	15	100.00%	0	0.00%	3	100.00%	18	100.00%
Undervotes:	0		186		0		30		216	
Overvotes:	0		0		0		0		0	
Unresolved write-in votes:	0		0		0		0		0	

BETHEL JUDGE OF ELECTION - FOUR YEAR TERM (VOTE FOR ONE)

Choice	Party	Early Voting	Election Day Voting	Provisional	Mail- In	Total
WALLACE M SZWYDEK	REP	0 0.00%	181 99.45%	0 0.00%	20 90.91%	201 98.53%
Any Democra (W)		0 0.00%	1 0.55%	0 0.00%	0 0.00%	1 0.49%
Pamela Hartman (W)		0 0.00%	0 0.00%	0 0.00%	2 9.09%	2 0.98%
Cast Votes:		0 0.00%	182 100.00%	0 0.00%	22 100.00%	204 100.00%
Undervotes:		0	19	0	11	30
Overvotes:		0	0	0	0	0
Unresolved write-in votes:		0	0	0	0	0

BETHEL INSPECTOR OF ELECTION - FOUR YEAR TERM (VOTE FOR ONE)

Choice	Party	Early Voting	Election Day Voting	Provisional	Mail- In	Total
LAUREL M VOSS	REP	0 0.00%	175 98.87%	0 0.00%	19 90.48%	194 97.98%
Any Democrat (W)		0 0.00%	1 0.56%	0 0.00%	0 0.00%	1 0.51%
Clarence Weicht (W)		0 0.00%	0 0.00%	0 0.00%	2 9.52%	2 1.01%
Sonny Clarence Ueich (W)		0 0.00%	1 0.56%	0 0.00%	0 0.00%	1 0.51%
Cast Votes:		0 0.00%	177 100.00%	0 0.00%	21 100.00%	198 100.00%
Undervotes:		0	24	0	12	36
Overvotes:		0	0	0	0	0
Unresolved write-in votes:		0	0	0	0	0

BRUSH CREEK SUPERVISOR - SIX YEAR TERM (VOTE FOR ONE)

Choice	Party	Early Voting	Election Day Voting	Provisional	Mail- In	Total
DELMAS F BARD	DEM, REP	0 0.00%	130 95.59%	1 100.00%	21 100.00%	152 96.20%

Cumulative Results

Election

Run Time 9:45 AM

Run Date 11/24/2021

FULTON COUNTY, PENNSYLVANIA

MUNICIPAL GENERAL ELECTION, NOVEMBER 2, 2021

Official Results

Registered Voters
3215 of 9822 = 32.73%

Precincts Reporting
13 of 13 = 100.00%

11/2/2021

Page 1

Bugs Bunny (W)	0	0.00%	1	0.74%	0	0.00%	0	0.00%	1	0.63%
Gene Remsburg (W)	0	0.00%	2	1.47%	0	0.00%	0	0.00%	2	1.27%
Jean Remsburg (W)	0	0.00%	2	1.47%	0	0.00%	0	0.00%	2	1.27%
Matthew E Marqu (W)	0	0.00%	1	0.74%	0	0.00%	0	0.00%	1	0.63%
Cast Votes:	0	0.00%	136	100.00%	1	100.00%	21	100.00%	158	100.00%
Undervotes:	0		21		1		1		23	
Overvotes:	0		0		0		0		0	
Unresolved write-in votes:	0		0		0		0		0	

BRUSH CREEK AUDITOR - SIX YEAR TERM (VOTE FOR ONE)

Choice	Party	Early Voting	Election Day Voting	Provisional	Mail- In	Total
(blank) (W)		0 0.00%	2 6.25%	0 0.00%	0 0.00%	2 5.88%
Alan S. Whiteside (W)		0 0.00%	2 6.25%	0 0.00%	0 0.00%	2 5.88%
Audrey fische (W)		0 0.00%	1 3.13%	0 0.00%	0 0.00%	1 2.94%
Audrey Fischer (W)		0 0.00%	2 6.25%	0 0.00%	0 0.00%	2 5.88%
Connie Meilke (W)		0 0.00%	1 3.13%	0 0.00%	0 0.00%	1 2.94%
Donald M Whiteside (W)		0 0.00%	1 3.13%	0 0.00%	0 0.00%	1 2.94%
Dwight Bard (W)		0 0.00%	1 3.13%	0 0.00%	0 0.00%	1 2.94%
Gillian Clark (W)		0 0.00%	5 15.63%	0 0.00%	0 0.00%	5 14.71%
Helen H. Layton (W)		0 0.00%	1 3.13%	0 0.00%	0 0.00%	1 2.94%
Helen L Laton (W)		0 0.00%	1 3.13%	0 0.00%	0 0.00%	1 2.94%
Helen L Layton (W)		0 0.00%	10 31.25%	0 0.00%	0 0.00%	10 29.41%
Helen Layton (W)		0 0.00%	2 6.25%	0 0.00%	0 0.00%	2 5.88%
Ken Colby (W)		0 0.00%	0 0.00%	0 0.00%	1 50.00%	1 2.94%
Maxine Barton (W)		0 0.00%	0 0.00%	0 0.00%	1 50.00%	1 2.94%
Michael Fischer (W)		0 0.00%	1 3.13%	0 0.00%	0 0.00%	1 2.94%
Steve Denee (W)		0 0.00%	1 3.13%	0 0.00%	0 0.00%	1 2.94%
Steve Deneen (W)		0 0.00%	1 3.13%	0 0.00%	0 0.00%	1 2.94%
Cast Votes:		0 0.00%	32 100.00%	0 0.00%	2 100.00%	34 100.00%
Undervotes:		0	125	1	20	146
Overvotes:		0	0	0	0	0

Cumulative Results

Election

Run Time 9:45 AM

Run Date 11/24/2021

FULTON COUNTY, PENNSYLVANIA

MUNICIPAL GENERAL ELECTION, NOVEMBER 2, 2021

11/2/2021

Page 1

Official Results

Registered Voters
3215 of 9822 = 32.73%

Precincts Reporting
13 of 13 = 100.00%

Unresolved write-in votes: 0 0 1 0 1

BRUSH CREEK TAX COLLECTOR - FOUR YEAR TERM (VOTE FOR ONE)

Choice	Party	Early Voting		Election Day Voting		Provisional		Mail- In		Total	
M WILDENA TRUAX	REP	0	0.00%	152	100.00%	2	100.00%	16	88.89%	170	98.84%
Holly L. Whiteside (W)		0	0.00%	0	0.00%	0	0.00%	2	11.11%	2	1.16%
Cast Votes:		0	0.00%	152	100.00%	2	100.00%	18	100.00%	172	100.00%
Undervotes:		0		5		0		4		9	
Overvotes:		0		0		0		0		0	
Unresolved write-in votes:		0		0		0		0		0	

BRUSH CREEK JUDGE OF ELECTION - FOUR YEAR TERM (VOTE FOR ONE)

Choice	Party	Early Voting		Election Day Voting		Provisional		Mail- In		Total	
MAXINE P BARTON	REP	0	0.00%	150	100.00%	2	100.00%	13	92.86%	165	99.40%
Ken Colby (W)		0	0.00%	0	0.00%	0	0.00%	1	7.14%	1	0.60%
Cast Votes:		0	0.00%	150	100.00%	2	100.00%	14	100.00%	166	100.00%
Undervotes:		0		7		0		8		15	
Overvotes:		0		0		0		0		0	
Unresolved write-in votes:		0		0		0		0		0	

BRUSH CREEK INSPECTOR OF ELECTION - FOUR YEAR TERM (VOTE FOR ONE)

Choice	Party	Early Voting		Election Day Voting		Provisional		Mail- In		Total	
BESSIE HILDA WAGNER	DEM	0	0.00%	22	14.47%	1	50.00%	14	63.64%	37	21.02%
MARY ANN POET	REP	0	0.00%	130	85.53%	1	50.00%	8	36.36%	139	78.98%
Cast Votes:		0	0.00%	152	100.00%	2	100.00%	22	100.00%	176	100.00%
Undervotes:		0		5		0		0		5	
Overvotes:		0		0		0		0		0	
Unresolved write-in votes:		0		0		0		0		0	

DUBLIN SUPERVISOR 6 YR - SIX YEAR TERM (VOTE FOR ONE)

Choice	Party	Early Voting		Election Day Voting		Provisional		Mail- In		Total	
--------	-------	--------------	--	---------------------	--	-------------	--	----------	--	-------	--

Cumulative Results

Election

Run Time 9:45 AM

Run Date 11/24/2021

FULTON COUNTY, PENNSYLVANIA

MUNICIPAL GENERAL ELECTION, NOVEMBER 2, 2021

11/2/2021

Page 1

Official Results

Registered Voters
3215 of 9822 = 32.73%

Precincts Reporting
13 of 13 = 100.00%

NORMAN SHEFFIELD JR	DEM, REP	0	0.00%	233	98.31%	0	0.00%	30	96.77%	263	98.13%
Christopher J Seymore (W)		0	0.00%	1	0.42%	0	0.00%	0	0.00%	1	0.37%
Jeff Croft (W)		0	0.00%	2	0.84%	0	0.00%	1	3.23%	3	1.12%
Jeffrey Cr (W)		0	0.00%	1	0.42%	0	0.00%	0	0.00%	1	0.37%
Cast Votes:		0	0.00%	237	100.00%	0	0.00%	31	100.00%	268	100.00%
Undervotes:		0		39		0		5		44	
Overvotes:		0		0		0		0		0	
Unresolved write-in votes:		0		0		0		0		0	

DUBLIN SUPERVISOR 2 YR - TWO YEAR TERM (VOTE FOR ONE)

Choice	Party	Early Voting	Election Day Voting	Provisional	Mail- In	Total					
CHRISTOPHER J SEYMORE	REP	0	0.00%	224	96.55%	0	0.00%	23	88.46%	247	95.74%
Corey Heiseler (W)		0	0.00%	0	0.00%	0	0.00%	1	3.85%	1	0.39%
James Lupey (W)		0	0.00%	1	0.43%	0	0.00%	0	0.00%	1	0.39%
Jordan David House (W)		0	0.00%	1	0.43%	0	0.00%	0	0.00%	1	0.39%
Jordan House (W)		0	0.00%	1	0.43%	0	0.00%	0	0.00%	1	0.39%
Mark W Lutz (W)		0	0.00%	1	0.43%	0	0.00%	0	0.00%	1	0.39%
Norman Sheffield (W)		0	0.00%	0	0.00%	0	0.00%	1	3.85%	1	0.39%
Norman Sheffield J (W)		0	0.00%	0	0.00%	0	0.00%	1	3.85%	1	0.39%
Norman Sheffield Jr. (W)		0	0.00%	1	0.43%	0	0.00%	0	0.00%	1	0.39%
Robert E. Helman (W)		0	0.00%	1	0.43%	0	0.00%	0	0.00%	1	0.39%
Todd Strait (W)		0	0.00%	1	0.43%	0	0.00%	0	0.00%	1	0.39%
Tom Taylor (W)		0	0.00%	1	0.43%	0	0.00%	0	0.00%	1	0.39%
Cast Votes:		0	0.00%	232	100.00%	0	0.00%	26	100.00%	258	100.00%
Undervotes:		0		44		0		10		54	
Overvotes:		0		0		0		0		0	
Unresolved write-in votes:		0		0		0		0		0	

DUBLIN AUDITOR - SIX YEAR TERM (VOTE FOR ONE)

Choice	Party	Early Voting	Election Day Voting	Provisional	Mail- In	Total					
(blank) (W)		0	0.00%	1	4.35%	0	0.00%	0	0.00%	1	4.17%

Cumulative Results

Election

Run Time 9:45 AM

Run Date 11/24/2021

FULTON COUNTY, PENNSYLVANIA

MUNICIPAL GENERAL ELECTION, NOVEMBER 2, 2021

11/2/2021

Page 1

Official Results

Registered Voters
3215 of 9822 = 32.73%

Precincts Reporting
13 of 13 = 100.00%

Cree C. E. Fix (W)	0	0.00%	1	4.35%	0	0.00%	0	0.00%	1	4.17%
Dee Ann Spad (W)	0	0.00%	1	4.35%	0	0.00%	0	0.00%	1	4.17%
Fran Hoover (W)	0	0.00%	1	4.35%	0	0.00%	0	0.00%	1	4.17%
Francis Hoover (W)	0	0.00%	1	4.35%	0	0.00%	0	0.00%	1	4.17%
George Hann (W)	0	0.00%	1	4.35%	0	0.00%	0	0.00%	1	4.17%
Janet Sipes (W)	0	0.00%	1	4.35%	0	0.00%	0	0.00%	1	4.17%
Jeff Black (W)	0	0.00%	1	4.35%	0	0.00%	0	0.00%	1	4.17%
Mike Lynch (W)	0	0.00%	1	4.35%	0	0.00%	0	0.00%	1	4.17%
remain the same (W)	0	0.00%	1	4.35%	0	0.00%	0	0.00%	1	4.17%
Ross Watters (W)	0	0.00%	1	4.35%	0	0.00%	0	0.00%	1	4.17%
Susan Sheffield (W)	0	0.00%	0	0.00%	0	0.00%	1	100.00%	1	4.17%
Tawnie House (W)	0	0.00%	1	4.35%	0	0.00%	0	0.00%	1	4.17%
Thomas Taylor (W)	0	0.00%	1	4.35%	0	0.00%	0	0.00%	1	4.17%
Trudy Fix (W)	0	0.00%	10	43.48%	0	0.00%	0	0.00%	10	41.67%
Cast Votes:	0	0.00%	23	100.00%	0	0.00%	1	100.00%	24	100.00%
Undervotes:	0		253		0		35		288	
Overvotes:	0		0		0		0		0	
Unresolved write-in votes:	0		0		0		0		0	

DUBLIN TAX COLLECTOR - FOUR YEAR TERM (VOTE FOR ONE)

Choice	Party	Early Voting		Election Day Voting		Provisional		Mail- In		Total	
TONYA TAWNIE K HOUSE	REP	0	0.00%	257	98.85%	0	0.00%	27	93.10%	284	98.27%
Anthony Thurber (W)		0	0.00%	1	0.38%	0	0.00%	0	0.00%	1	0.35%
Dawn Black (W)		0	0.00%	0	0.00%	0	0.00%	1	3.45%	1	0.35%
Deborah Seville (W)		0	0.00%	0	0.00%	0	0.00%	1	3.45%	1	0.35%
Jordon House (W)		0	0.00%	1	0.38%	0	0.00%	0	0.00%	1	0.35%
Sue Fleming (W)		0	0.00%	1	0.38%	0	0.00%	0	0.00%	1	0.35%
Cast Votes:		0	0.00%	260	100.00%	0	0.00%	29	100.00%	289	100.00%
Undervotes:		0		16		0		7		23	
Overvotes:		0		0		0		0		0	
Unresolved write-in votes:		0		0		0		0		0	

Cumulative Results

Election

Run Time 9:45 AM

Run Date 11/24/2021

FULTON COUNTY, PENNSYLVANIA

MUNICIPAL GENERAL ELECTION, NOVEMBER 2, 2021

11/2/2021

Page 1

Official Results

Registered Voters
3215 of 9822 = 32.73%

Precincts Reporting
13 of 13 = 100.00%

DUBLIN CONSTABLE - SIX YEAR TERM (VOTE FOR ONE)											
Choice	Party	Early Voting		Election Day Voting		Provisional		Mail- In		Total	
NORMAN SHEFFIELD JR	DEM, REP	0	0.00%	239	99.58%	0	0.00%	31	100.00%	270	99.63%
Steven Larsen (W)		0	0.00%	1	0.42%	0	0.00%	0	0.00%	1	0.37%
Cast Votes:		0	0.00%	240	100.00%	0	0.00%	31	100.00%	271	100.00%
Undervotes:		0		36		0		5		41	
Overvotes:		0		0		0		0		0	
Unresolved write-in votes:		0		0		0		0		0	

DUBLIN JUDGE OF ELECTION - FOUR YEAR TERM (VOTE FOR ONE)											
Choice	Party	Early Voting		Election Day Voting		Provisional		Mail- In		Total	
LUCINDA G KNEPPER	REP	0	0.00%	245	100.00%	0	0.00%	31	96.88%	276	99.64%
(blank) (W)		0	0.00%	0	0.00%	0	0.00%	1	3.13%	1	0.36%
Cast Votes:		0	0.00%	245	100.00%	0	0.00%	32	100.00%	277	100.00%
Undervotes:		0		31		0		4		35	
Overvotes:		0		0		0		0		0	
Unresolved write-in votes:		0		0		0		0		0	

DUBLIN INSPECTOR OF ELECTION - FOUR YEAR TERM (VOTE FOR ONE)											
Choice	Party	Early Voting		Election Day Voting		Provisional		Mail- In		Total	
GLORIA DRENNING	DEM	0	0.00%	15	5.88%	0	0.00%	10	28.57%	25	8.62%
FRANCES J HOOVER	REP	0	0.00%	236	92.55%	0	0.00%	25	71.43%	261	90.00%
Shelby Knepper (W)		0	0.00%	3	1.18%	0	0.00%	0	0.00%	3	1.03%
Shelby R Knepper (W)		0	0.00%	1	0.39%	0	0.00%	0	0.00%	1	0.34%
Cast Votes:		0	0.00%	255	100.00%	0	0.00%	35	100.00%	290	100.00%
Undervotes:		0		20		0		0		20	
Overvotes:		0		1		0		1		2	
Unresolved write-in votes:		0		0		0		0		0	

Cumulative Results

Election

Run Time 9:45 AM

Run Date 11/24/2021

FULTON COUNTY, PENNSYLVANIA

MUNICIPAL GENERAL ELECTION, NOVEMBER 2, 2021

11/2/2021

Page 1

Official Results

Registered Voters
3215 of 9822 = 32.73%

Precincts Reporting
13 of 13 = 100.00%

LICKING CREEK SUPERVISOR - SIX YEAR TERM (VOTE FOR ONE)

Choice	Party	Early Voting		Election Day Voting		Provisional		Mail- In		Total	
RONALD P SWOPE	REP	0	0.00%	232	96.27%	0	0.00%	21	100.00%	253	96.56%
Curt Lynch (W)		0	0.00%	3	1.24%	0	0.00%	0	0.00%	3	1.15%
Gary Decker (W)		0	0.00%	1	0.41%	0	0.00%	0	0.00%	1	0.38%
Gary L Shives (W)		0	0.00%	1	0.41%	0	0.00%	0	0.00%	1	0.38%
Joe Kampa (W)		0	0.00%	1	0.41%	0	0.00%	0	0.00%	1	0.38%
Mickey Mouse (W)		0	0.00%	1	0.41%	0	0.00%	0	0.00%	1	0.38%
Paul Mellott (W)		0	0.00%	1	0.41%	0	0.00%	0	0.00%	1	0.38%
Tom Keefer (W)		0	0.00%	1	0.41%	0	0.00%	0	0.00%	1	0.38%
Cast Votes:		0	0.00%	241	100.00%	0	0.00%	21	100.00%	262	100.00%
Undervotes:		0		18		0		9		27	
Overvotes:		0		0		0		0		0	
Unresolved write-in votes:		0		0		0		0		0	

LICKING CREEK AUDITOR - SIX YEAR TERM (VOTE FOR ONE)

Choice	Party	Early Voting		Election Day Voting		Provisional		Mail- In		Total	
DONNA R GRESS	REP	0	0.00%	236	97.93%	0	0.00%	22	100.00%	258	98.10%
Donald Trump (W)		0	0.00%	1	0.41%	0	0.00%	0	0.00%	1	0.38%
Ellen Wagner (W)		0	0.00%	1	0.41%	0	0.00%	0	0.00%	1	0.38%
Joe Kampa (W)		0	0.00%	1	0.41%	0	0.00%	0	0.00%	1	0.38%
Melissa Master (W)		0	0.00%	1	0.41%	0	0.00%	0	0.00%	1	0.38%
Rebecca Mellott P (W)		0	0.00%	1	0.41%	0	0.00%	0	0.00%	1	0.38%
Cast Votes:		0	0.00%	241	100.00%	0	0.00%	22	100.00%	263	100.00%
Undervotes:		0		17		0		8		25	
Overvotes:		0		1		0		0		1	
Unresolved write-in votes:		0		0		0		0		0	

LICKING CREEK TAX COLLECTOR - FOUR YEAR TERM (VOTE FOR ONE)

Choice	Party	Early Voting		Election Day Voting		Provisional		Mail- In		Total	
--------	-------	--------------	--	---------------------	--	-------------	--	----------	--	-------	--

Cumulative Results

Election

Run Time 9:45 AM

Run Date 11/24/2021

FULTON COUNTY, PENNSYLVANIA

MUNICIPAL GENERAL ELECTION, NOVEMBER 2, 2021

Official Results

Registered Voters
3215 of 9822 = 32.73%

Precincts Reporting
13 of 13 = 100.00%

11/2/2021

Page 1

LORI A HELSER	REP	0	0.00%	248	98.80%	0	0.00%	22	100.00%	270	98.90%
Becky M Keefer (W)		0	0.00%	1	0.40%	0	0.00%	0	0.00%	1	0.37%
Becky Mellott Peck (W)		0	0.00%	1	0.40%	0	0.00%	0	0.00%	1	0.37%
Joe Kampa (W)		0	0.00%	1	0.40%	0	0.00%	0	0.00%	1	0.37%
Cast Votes:		0	0.00%	251	100.00%	0	0.00%	22	100.00%	273	100.00%
Undervotes:		0		8		0		8		16	
Overvotes:		0		0		0		0		0	
Unresolved write-in votes:		0		0		0		0		0	

LICKING CREEK JUDGE OF ELECTION - FOUR YEAR TERM (VOTE FOR ONE)

Choice	Party	Early Voting	Election Day Voting	Provisional	Mail- In	Total
SANDRA L LYNCH	DEM	0 0.00%	176 95.65%	0 0.00%	21 95.45%	197 95.63%
(blank) (W)		0 0.00%	1 0.54%	0 0.00%	0 0.00%	1 0.49%
David Masters (W)		0 0.00%	1 0.54%	0 0.00%	0 0.00%	1 0.49%
Glenda Rouzer (W)		0 0.00%	1 0.54%	0 0.00%	0 0.00%	1 0.49%
Lassie (W)		0 0.00%	1 0.54%	0 0.00%	0 0.00%	1 0.49%
Michael Glessner (W)		0 0.00%	1 0.54%	0 0.00%	0 0.00%	1 0.49%
No Democrats (W)		0 0.00%	1 0.54%	0 0.00%	0 0.00%	1 0.49%
Peggy Wagner (W)		0 0.00%	1 0.54%	0 0.00%	0 0.00%	1 0.49%
Sandy Swope (W)		0 0.00%	0 0.00%	0 0.00%	1 4.55%	1 0.49%
Wendy Richards Me (W)		0 0.00%	1 0.54%	0 0.00%	0 0.00%	1 0.49%
Cast Votes:		0 0.00%	184 100.00%	0 0.00%	22 100.00%	206 100.00%
Undervotes:		0	75	0	8	83
Overvotes:		0	0	0	0	0
Unresolved write-in votes:		0	0	0	0	0

LICKING CREEK INSPECTOR OF ELECTION - FOUR YEAR TERM (VOTE FOR ONE)

Choice	Party	Early Voting	Election Day Voting	Provisional	Mail- In	Total
ALICE MELLOTT GORDON	REP	0 0.00%	243 98.38%	0 0.00%	22 100.00%	265 98.51%
(blank) (W)		0 0.00%	1 0.40%	0 0.00%	0 0.00%	1 0.37%

Cumulative Results

Election

Run Time 9:45 AM

Run Date 11/24/2021

FULTON COUNTY, PENNSYLVANIA

MUNICIPAL GENERAL ELECTION, NOVEMBER 2, 2021

Official Results

Registered Voters
3215 of 9822 = 32.73%

Precincts Reporting
13 of 13 = 100.00%

11/2/2021

Page 1

Joe Kampa (W)	0	0.00%	1	0.40%	0	0.00%	0	0.00%	1	0.37%
Lucille Truax (W)	0	0.00%	1	0.40%	0	0.00%	0	0.00%	1	0.37%
Sandra Swope (W)	0	0.00%	1	0.40%	0	0.00%	0	0.00%	1	0.37%
Cast Votes:	0	0.00%	247	100.00%	0	0.00%	22	100.00%	269	100.00%
Undervotes:	0		12		0		8		20	
Overvotes:	0		0		0		0		0	
Unresolved write-in votes:	0		0		0		0		0	

MCCONNELLSBURG MAYOR - FOUR YEAR TERM (VOTE FOR ONE)

Choice	Party	Early Voting	Election Day Voting	Provisional	Mail- In	Total
Bethany Leslie (W)		0 0.00%	1 2.22%	0 0.00%	0 0.00%	1 2.00%
David A Washa (W)		0 0.00%	1 2.22%	0 0.00%	0 0.00%	1 2.00%
David Washabaugh IV (W)		0 0.00%	1 2.22%	0 0.00%	0 0.00%	1 2.00%
David Washbaug (W)		0 0.00%	2 4.44%	0 0.00%	0 0.00%	2 4.00%
Jeremy A Hollin (W)		0 0.00%	0 0.00%	0 0.00%	1 20.00%	1 2.00%
Jeremy A Hollins (W)		0 0.00%	1 2.22%	0 0.00%	0 0.00%	1 2.00%
Jeremy A Hollinsh (W)		0 0.00%	1 2.22%	0 0.00%	0 0.00%	1 2.00%
Jeremy A Hollinshea (W)		0 0.00%	3 6.67%	0 0.00%	0 0.00%	3 6.00%
Jeremy H Hollinsh (W)		0 0.00%	2 4.44%	0 0.00%	0 0.00%	2 4.00%
Jeremy Hollenshea (W)		0 0.00%	1 2.22%	0 0.00%	1 20.00%	2 4.00%
Jeremy Hollenshead (W)		0 0.00%	2 4.44%	0 0.00%	0 0.00%	2 4.00%
Jeremy Hollin (W)		0 0.00%	1 2.22%	0 0.00%	0 0.00%	1 2.00%
Jeremy Hollinsh (W)		0 0.00%	2 4.44%	0 0.00%	0 0.00%	2 4.00%
Jeremy Hollinshe (W)		0 0.00%	1 2.22%	0 0.00%	0 0.00%	1 2.00%
Jeremy Hollinshea (W)		0 0.00%	4 8.89%	0 0.00%	0 0.00%	4 8.00%
Jeremy Hollinshead (W)		0 0.00%	12 26.67%	0 0.00%	1 20.00%	13 26.00%
John C Duffey (W)		0 0.00%	1 2.22%	0 0.00%	0 0.00%	1 2.00%
Michael Chilcote (W)		0 0.00%	3 6.67%	0 0.00%	1 20.00%	4 8.00%
Michael Chilcote Sr (W)		0 0.00%	0 0.00%	0 0.00%	1 20.00%	1 2.00%
Mike Chilcote (W)		0 0.00%	2 4.44%	0 0.00%	0 0.00%	2 4.00%
Mr Hollinshead (W)		0 0.00%	1 2.22%	0 0.00%	0 0.00%	1 2.00%

Cumulative Results

Election

Run Time 9:45 AM

Run Date 11/24/2021

FULTON COUNTY, PENNSYLVANIA

MUNICIPAL GENERAL ELECTION, NOVEMBER 2, 2021

11/2/2021

Page 1

Official Results

Registered Voters
3215 of 9822 = 32.73%

Precincts Reporting
13 of 13 = 100.00%

Pete Lynch (W)	0	0.00%	1	2.22%	0	0.00%	0	0.00%	1	2.00%
Scott Alexa (W)	0	0.00%	1	2.22%	0	0.00%	0	0.00%	1	2.00%
Susan Cubbage (W)	0	0.00%	1	2.22%	0	0.00%	0	0.00%	1	2.00%
Cast Votes:	0	0.00%	45	100.00%	0	0.00%	5	100.00%	50	100.00%
Undervotes:	0		100		0		35		135	
Overvotes:	0		0		0		0		0	
Unresolved write-in votes:	0		0		0		0		0	

MCCONNELLSBURG BOROUGH COUNCIL - FOUR YEAR TERM (VOTE FOR NOT MORE THAN THREE)

Choice	Party	Early Voting		Election Day Voting		Provisional		Mail- In		Total	
PATRICK S BOOTH	REP	0	0.00%	109	48.88%	0	0.00%	23	48.94%	132	48.89%
JAMES H SMITH	REP	0	0.00%	102	45.74%	0	0.00%	23	48.94%	125	46.30%
Dave Washabaugh (W)		0	0.00%	1	0.45%	0	0.00%	0	0.00%	1	0.37%
Dwayne Lewis (W)		0	0.00%	1	0.45%	0	0.00%	0	0.00%	1	0.37%
Jeremy Hollenshead (W)		0	0.00%	1	0.45%	0	0.00%	0	0.00%	1	0.37%
John Duffey (W)		0	0.00%	3	1.35%	0	0.00%	0	0.00%	3	1.11%
Michael White (W)		0	0.00%	1	0.45%	0	0.00%	0	0.00%	1	0.37%
Peggy Bailey (W)		0	0.00%	1	0.45%	0	0.00%	0	0.00%	1	0.37%
Rick Buterbaugh (W)		0	0.00%	1	0.45%	0	0.00%	0	0.00%	1	0.37%
Thomas Shearer (W)		0	0.00%	2	0.90%	0	0.00%	1	2.13%	3	1.11%
Tommy Shearer (W)		0	0.00%	1	0.45%	0	0.00%	0	0.00%	1	0.37%
Cast Votes:		0	0.00%	223	100.00%	0	0.00%	47	100.00%	270	100.00%
Undervotes:		0		212		0		73		285	
Overvotes:		0		0		0		0		0	
Unresolved write-in votes:		0		0		0		0		0	

MCCONNELLSBURG TAX COLLECTOR - FOUR YEAR TERM (VOTE FOR ONE)

Choice	Party	Early Voting		Election Day Voting		Provisional		Mail- In		Total	
JOHN C DUFFEY	DEM	0	0.00%	56	40.00%	0	0.00%	22	56.41%	78	43.58%
JESSA W CREAGER	REP	0	0.00%	84	60.00%	0	0.00%	17	43.59%	101	56.42%
Cast Votes:		0	0.00%	140	100.00%	0	0.00%	39	100.00%	179	100.00%

Cumulative Results

Election

Run Time 9:45 AM

Run Date 11/24/2021

FULTON COUNTY, PENNSYLVANIA

MUNICIPAL GENERAL ELECTION, NOVEMBER 2, 2021

11/2/2021

Page 1

Official Results

Registered Voters
3215 of 9822 = 32.73%

Precincts Reporting
13 of 13 = 100.00%

Undervotes:	0	4	0	1	5
Overvotes:	0	1	0	0	1
Unresolved write-in votes:	0	0	0	0	0

MCCONNELLSBURG JUDGE OF ELECTION - FOUR YEAR TERM (VOTE FOR ONE)

Choice	Party	Early Voting		Election Day Voting		Provisional		Mail- In		Total	
WILDA CHARLENE GORDON	DEM	0	0.00%	110	95.65%	0	0.00%	33	100.00%	143	96.62%
Kevin Brobson (W)		0	0.00%	1	0.87%	0	0.00%	0	0.00%	1	0.68%
None (W)		0	0.00%	1	0.87%	0	0.00%	0	0.00%	1	0.68%
Republican (W)		0	0.00%	1	0.87%	0	0.00%	0	0.00%	1	0.68%
Santa (W)		0	0.00%	1	0.87%	0	0.00%	0	0.00%	1	0.68%
Santa Clause (W)		0	0.00%	1	0.87%	0	0.00%	0	0.00%	1	0.68%
Cast Votes:		0	0.00%	115	100.00%	0	0.00%	33	100.00%	148	100.00%
Undervotes:		0		30		0		7		37	
Overvotes:		0		0		0		0		0	
Unresolved write-in votes:		0		0		0		0		0	

MCCONNELLSBURG INSPECTOR OF ELECTION - FOUR YEAR TERM (VOTE FOR ONE)

Choice	Party	Early Voting		Election Day Voting		Provisional		Mail- In		Total	
BRENDA J GORDON	REP	0	0.00%	135	100.00%	0	0.00%	33	97.06%	168	99.41%
Jodie Davies (W)		0	0.00%	0	0.00%	0	0.00%	1	2.94%	1	0.59%
Cast Votes:		0	0.00%	135	100.00%	0	0.00%	34	100.00%	169	100.00%
Undervotes:		0		10		0		6		16	
Overvotes:		0		0		0		0		0	
Unresolved write-in votes:		0		0		0		0		0	

TAYLOR SUPERVISOR - SIX YEAR TERM (VOTE FOR ONE)

Choice	Party	Early Voting		Election Day Voting		Provisional		Mail- In		Total	
MURRAY V ROMIG	DEM	0	0.00%	57	20.88%	0	0.00%	15	46.88%	72	23.61%
ROGER L SHEFFIELD	REP	0	0.00%	215	78.75%	0	0.00%	17	53.13%	232	76.07%
Anyone who can prope (W)		0	0.00%	1	0.37%	0	0.00%	0	0.00%	1	0.33%

Cumulative Results

Election

Run Time 9:45 AM

Run Date 11/24/2021

FULTON COUNTY, PENNSYLVANIA

MUNICIPAL GENERAL ELECTION, NOVEMBER 2, 2021

11/2/2021

Page 1

Official Results

Registered Voters
3215 of 9822 = 32.73%

Precincts Reporting
13 of 13 = 100.00%

Cast Votes:	0	0.00%	273	100.00%	0	0.00%	32	100.00%	305	100.00%
Undervotes:	0		3		0		2		5	
Overvotes:	0		0		0		0		0	
Unresolved write-in votes:	0		0		0		0		0	

TAYLOR AUDITOR - SIX YEAR TERM (VOTE FOR ONE)

Choice	Party	Early Voting	Election Day Voting	Provisional	Mail- In	Total
(blank) (W)		0 0.00%	6 30.00%	0 0.00%	0 0.00%	6 30.00%
Clyde Brant (W)		0 0.00%	3 15.00%	0 0.00%	0 0.00%	3 15.00%
Dick Newan (W)		0 0.00%	1 5.00%	0 0.00%	0 0.00%	1 5.00%
Dick Newman (W)		0 0.00%	2 10.00%	0 0.00%	0 0.00%	2 10.00%
Drew Washabaugh (W)		0 0.00%	1 5.00%	0 0.00%	0 0.00%	1 5.00%
Gregory Gallagher (W)		0 0.00%	1 5.00%	0 0.00%	0 0.00%	1 5.00%
John Duffey (W)		0 0.00%	1 5.00%	0 0.00%	0 0.00%	1 5.00%
None (W)		0 0.00%	1 5.00%	0 0.00%	0 0.00%	1 5.00%
Rebecca Sipes (W)		0 0.00%	1 5.00%	0 0.00%	0 0.00%	1 5.00%
Robert Ramsey (W)		0 0.00%	1 5.00%	0 0.00%	0 0.00%	1 5.00%
Shanin Rotz-Moun (W)		0 0.00%	1 5.00%	0 0.00%	0 0.00%	1 5.00%
Tom Newman (W)		0 0.00%	1 5.00%	0 0.00%	0 0.00%	1 5.00%
Cast Votes:		0 0.00%	20 100.00%	0 0.00%	0 0.00%	20 100.00%
Undervotes:		0	256	0	34	290
Overvotes:		0	0	0	0	0
Unresolved write-in votes:		0	0	0	0	0

TAYLOR TAX COLLECTOR - FOUR YEAR TERM (VOTE FOR ONE)

Choice	Party	Early Voting	Election Day Voting	Provisional	Mail- In	Total
PATRICIA S HANN	DEM, REP	0 0.00%	257 99.61%	0 0.00%	32 100.00%	289 99.66%
Stacie Keller (W)		0 0.00%	1 0.39%	0 0.00%	0 0.00%	1 0.34%
Cast Votes:		0 0.00%	258 100.00%	0 0.00%	32 100.00%	290 100.00%
Undervotes:		0	18	0	2	20
Overvotes:		0	0	0	0	0

Cumulative Results

Election

Run Time 9:45 AM

Run Date 11/24/2021

FULTON COUNTY, PENNSYLVANIA

MUNICIPAL GENERAL ELECTION, NOVEMBER 2, 2021

11/2/2021

Page 1

Official Results

Registered Voters
3215 of 9822 = 32.73%

Precincts Reporting
13 of 13 = 100.00%

Unresolved write-in votes: 0 0 0 0 0

TAYLOR JUDGE OF ELECTION - FOUR YEAR TERM (VOTE FOR ONE)

Choice	Party	Early Voting		Election Day Voting		Provisional		Mail- In		Total	
DAVID E GOURLEY	DEM	0	0.00%	139	92.67%	0	0.00%	21	100.00%	160	93.57%
Berley Souders (W)		0	0.00%	1	0.67%	0	0.00%	0	0.00%	1	0.58%
Donald Trump (W)		0	0.00%	1	0.67%	0	0.00%	0	0.00%	1	0.58%
John Black (W)		0	0.00%	1	0.67%	0	0.00%	0	0.00%	1	0.58%
Judith K Appleby (W)		0	0.00%	1	0.67%	0	0.00%	0	0.00%	1	0.58%
Julie Berkstresser (W)		0	0.00%	1	0.67%	0	0.00%	0	0.00%	1	0.58%
Kevin Mountz (W)		0	0.00%	1	0.67%	0	0.00%	0	0.00%	1	0.58%
Lori Lupey (W)		0	0.00%	1	0.67%	0	0.00%	0	0.00%	1	0.58%
Mitzi Nonemaker (W)		0	0.00%	1	0.67%	0	0.00%	0	0.00%	1	0.58%
None (W)		0	0.00%	1	0.67%	0	0.00%	0	0.00%	1	0.58%
Republican (W)		0	0.00%	1	0.67%	0	0.00%	0	0.00%	1	0.58%
Roger L Sheffield (W)		0	0.00%	1	0.67%	0	0.00%	0	0.00%	1	0.58%
Cast Votes:		0	0.00%	150	100.00%	0	0.00%	21	100.00%	171	100.00%
Undervotes:		0		126		0		13		139	
Overvotes:		0		0		0		0		0	
Unresolved write-in votes:		0		0		0		0		0	

TAYLOR INSPECTOR OF ELECTION - FOUR YEAR TERM (VOTE FOR ONE)

Choice	Party	Early Voting		Election Day Voting		Provisional		Mail- In		Total	
JULIA MARIE BERKSTRESSER	DEM	0	0.00%	115	45.10%	0	0.00%	19	59.38%	134	46.69%
ANN M SMITH	REP	0	0.00%	139	54.51%	0	0.00%	13	40.63%	152	52.96%
Vera Brown (W)		0	0.00%	1	0.39%	0	0.00%	0	0.00%	1	0.35%
Cast Votes:		0	0.00%	255	100.00%	0	0.00%	32	100.00%	287	100.00%
Undervotes:		0		21		0		2		23	
Overvotes:		0		0		0		0		0	
Unresolved write-in votes:		0		0		0		0		0	

Cumulative Results

Election
 Run Time 9:45 AM
 Run Date 11/24/2021

FULTON COUNTY, PENNSYLVANIA

MUNICIPAL GENERAL ELECTION, NOVEMBER 2, 2021

11/2/2021

Page 1

Official Results

Registered Voters
 3215 of 9822 = 32.73%
 Precincts Reporting
 13 of 13 = 100.00%

THOMPSON SUPERVISOR - SIX YEAR TERM (VOTE FOR ONE)

Choice	Party	Early Voting		Election Day Voting		Provisional		Mail- In		Total	
JAMES CALVIN FEAR	REP	0	0.00%	192	100.00%	0	0.00%	5	71.43%	197	98.99%
Lester E Litton (W)		0	0.00%	0	0.00%	0	0.00%	1	14.29%	1	0.50%
Robert Swadley (W)		0	0.00%	0	0.00%	0	0.00%	1	14.29%	1	0.50%
Cast Votes:		0	0.00%	192	100.00%	0	0.00%	7	100.00%	199	100.00%
Undervotes:		0		30		0		5		35	
Overvotes:		0		0		0		0		0	
Unresolved write-in votes:		0		0		0		0		0	

THOMPSON AUDITOR - SIX YEAR TERM (VOTE FOR ONE)

Choice	Party	Early Voting		Election Day Voting		Provisional		Mail- In		Total	
ROBIN L HOFFMAN	REP	0	0.00%	196	99.49%	0	0.00%	5	71.43%	201	98.53%
Andrew Glessner (W)		0	0.00%	1	0.51%	0	0.00%	0	0.00%	1	0.49%
Holly R Falkosky (W)		0	0.00%	0	0.00%	0	0.00%	1	14.29%	1	0.49%
Leroy Shaw (W)		0	0.00%	0	0.00%	0	0.00%	1	14.29%	1	0.49%
Cast Votes:		0	0.00%	197	100.00%	0	0.00%	7	100.00%	204	100.00%
Undervotes:		0		25		0		5		30	
Overvotes:		0		0		0		0		0	
Unresolved write-in votes:		0		0		0		0		0	

THOMPSON TAX COLLECTOR - FOUR YEAR TERM (VOTE FOR ONE)

Choice	Party	Early Voting		Election Day Voting		Provisional		Mail- In		Total	
BETTY J SWADLEY	DEM, REP	0	0.00%	172	97.73%	0	0.00%	9	100.00%	181	97.84%
Beth Hull (W)		0	0.00%	1	0.57%	0	0.00%	0	0.00%	1	0.54%
Criag Elbin (W)		0	0.00%	1	0.57%	0	0.00%	0	0.00%	1	0.54%
Dian Kincaid (W)		0	0.00%	1	0.57%	0	0.00%	0	0.00%	1	0.54%
Jean Bollinger (W)		0	0.00%	1	0.57%	0	0.00%	0	0.00%	1	0.54%
Cast Votes:		0	0.00%	176	100.00%	0	0.00%	9	100.00%	185	100.00%
Undervotes:		0		45		0		3		48	

Cumulative Results

Election

Run Time 9:45 AM

Run Date 11/24/2021

FULTON COUNTY, PENNSYLVANIA

MUNICIPAL GENERAL ELECTION, NOVEMBER 2, 2021

Official Results

Registered Voters
3215 of 9822 = 32.73%

Precincts Reporting
13 of 13 = 100.00%

11/2/2021

Page 1

Overvotes:	0	1	0	0	1
Unresolved write-in votes:	0	0	0	0	0

THOMPSON CONSTABLE - SIX YEAR TERM (VOTE FOR ONE)

Choice	Party	Early Voting		Election Day Voting		Provisional		Mail- In		Total	
JAMES W HAINES	DEM	0	0.00%	109	97.32%	0	0.00%	9	81.82%	118	95.93%
Curtis Rine (W)		0	0.00%	1	0.89%	0	0.00%	0	0.00%	1	0.81%
Leroy Shaw (W)		0	0.00%	0	0.00%	0	0.00%	1	9.09%	1	0.81%
Mike Truax (W)		0	0.00%	1	0.89%	0	0.00%	0	0.00%	1	0.81%
Rocky Smith (W)		0	0.00%	0	0.00%	0	0.00%	1	9.09%	1	0.81%
Rubert Bollinger (W)		0	0.00%	1	0.89%	0	0.00%	0	0.00%	1	0.81%
Cast Votes:		0	0.00%	112	100.00%	0	0.00%	11	100.00%	123	100.00%
Undervotes:		0		109		0		1		110	
Overvotes:		0		1		0		0		1	
Unresolved write-in votes:		0		0		0		0		0	

THOMPSON JUDGE OF ELECTION - FOUR YEAR TERM (VOTE FOR ONE)

Choice	Party	Early Voting		Election Day Voting		Provisional		Mail- In		Total	
CORRIE R GEARHART	REP	0	0.00%	191	99.48%	0	0.00%	5	71.43%	196	98.49%
Betty J Swadley (W)		0	0.00%	0	0.00%	0	0.00%	2	28.57%	2	1.01%
Nancy E Younker (W)		0	0.00%	1	0.52%	0	0.00%	0	0.00%	1	0.50%
Cast Votes:		0	0.00%	192	100.00%	0	0.00%	7	100.00%	199	100.00%
Undervotes:		0		30		0		5		35	
Overvotes:		0		0		0		0		0	
Unresolved write-in votes:		0		0		0		0		0	

THOMPSON INSPECTOR OF ELECTION - FOUR YEAR TERM (VOTE FOR ONE)

Choice	Party	Early Voting		Election Day Voting		Provisional		Mail- In		Total	
NANCY E YOUNKER	DEM	0	0.00%	79	36.41%	0	0.00%	9	75.00%	88	38.43%
JULIE L SWAIN	REP	0	0.00%	138	63.59%	0	0.00%	3	25.00%	141	61.57%

Cumulative Results

Election

Run Time 9:45 AM

Run Date 11/24/2021

FULTON COUNTY, PENNSYLVANIA

MUNICIPAL GENERAL ELECTION, NOVEMBER 2, 2021

11/2/2021

Page 1

Official Results

Registered Voters
3215 of 9822 = 32.73%

Precincts Reporting
13 of 13 = 100.00%

Cast Votes:	0	0.00%	217	100.00%	0	0.00%	12	100.00%	229	100.00%
Undervotes:	0		5		0		0		5	
Overvotes:	0		0		0		0		0	
Unresolved write-in votes:	0		0		0		0		0	

TODD SUPERVISOR - SIX YEAR TERM (VOTE FOR ONE)

Choice	Party	Early Voting	Election Day Voting	Provisional	Mail- In	Total
STANLEY E MELLOTT	DEM, REP	0 0.00%	230 93.12%	0 0.00%	37 100.00%	267 94.01%
(illegible) (W)		0 0.00%	1 0.40%	0 0.00%	0 0.00%	1 0.35%
Jeremy Wible (W)		0 0.00%	1 0.40%	0 0.00%	0 0.00%	1 0.35%
Jerney Wible (W)		0 0.00%	1 0.40%	0 0.00%	0 0.00%	1 0.35%
Jermy Wible (W)		0 0.00%	1 0.40%	0 0.00%	0 0.00%	1 0.35%
John Rahm (W)		0 0.00%	1 0.40%	0 0.00%	0 0.00%	1 0.35%
John Rohm (W)		0 0.00%	10 4.05%	0 0.00%	0 0.00%	10 3.52%
John Scott Rohm (W)		0 0.00%	2 0.81%	0 0.00%	0 0.00%	2 0.70%
Cast Votes:		0 0.00%	247 100.00%	0 0.00%	37 100.00%	284 100.00%
Undervotes:		0	42	0	6	48
Overvotes:		0	0	0	0	0
Unresolved write-in votes:		0	0	0	0	0

TODD AUDITOR - SIX YEAR TERM (VOTE FOR ONE)

Choice	Party	Early Voting	Election Day Voting	Provisional	Mail- In	Total
(blank) (W)		0 0.00%	7 21.21%	0 0.00%	0 0.00%	7 20.59%
Brad Seville (W)		0 0.00%	1 3.03%	0 0.00%	0 0.00%	1 2.94%
Brenda Mellott (W)		0 0.00%	1 3.03%	0 0.00%	0 0.00%	1 2.94%
Bridget Harris (W)		0 0.00%	1 3.03%	0 0.00%	0 0.00%	1 2.94%
Cindy Peck (W)		0 0.00%	1 3.03%	0 0.00%	0 0.00%	1 2.94%
Holly Falkosky (W)		0 0.00%	1 3.03%	0 0.00%	0 0.00%	1 2.94%
Jami Hill (W)		0 0.00%	1 3.03%	0 0.00%	0 0.00%	1 2.94%
Jamie Hill (W)		0 0.00%	1 3.03%	0 0.00%	0 0.00%	1 2.94%
Joe Biden (W)		0 0.00%	1 3.03%	0 0.00%	0 0.00%	1 2.94%

Cumulative Results

Election

Run Time 9:45 AM

Run Date 11/24/2021

FULTON COUNTY, PENNSYLVANIA

MUNICIPAL GENERAL ELECTION, NOVEMBER 2, 2021

Official Results

Registered Voters
3215 of 9822 = 32.73%

Precincts Reporting
13 of 13 = 100.00%

11/2/2021

Page 1

Josh Strait (W)	0	0.00%	1	3.03%	0	0.00%	0	0.00%	1	2.94%
Joshua Patrick Sharer (W)	0	0.00%	1	3.03%	0	0.00%	0	0.00%	1	2.94%
Julia E Dovey (W)	0	0.00%	1	3.03%	0	0.00%	0	0.00%	1	2.94%
Mellott (W)	0	0.00%	1	3.03%	0	0.00%	0	0.00%	1	2.94%
Robert E Miller (W)	0	0.00%	1	3.03%	0	0.00%	0	0.00%	1	2.94%
Steven J Mellott (W)	0	0.00%	1	3.03%	0	0.00%	0	0.00%	1	2.94%
Teresa Chrisville (W)	0	0.00%	1	3.03%	0	0.00%	0	0.00%	1	2.94%
Teresa Crissville (W)	0	0.00%	2	6.06%	0	0.00%	0	0.00%	2	5.88%
Theresa Chrisvill (W)	0	0.00%	2	6.06%	0	0.00%	0	0.00%	2	5.88%
Theresa Chrisville (W)	0	0.00%	5	15.15%	0	0.00%	0	0.00%	5	14.71%
Thomas Taylor (W)	0	0.00%	0	0.00%	0	0.00%	1	100.00%	1	2.94%
Walter Lane Jr (W)	0	0.00%	1	3.03%	0	0.00%	0	0.00%	1	2.94%
Wendy Mellott (W)	0	0.00%	1	3.03%	0	0.00%	0	0.00%	1	2.94%
Cast Votes:	0	0.00%	33	100.00%	0	0.00%	1	100.00%	34	100.00%
Undervotes:	0		256		0		42		298	
Overvotes:	0		0		0		0		0	
Unresolved write-in votes:	0		0		0		0		0	

TODD TAX COLLECTOR - FOUR YEAR TERM (VOTE FOR ONE)

Choice	Party	Early Voting	Election Day Voting	Provisional	Mail- In	Total
JANET A MELLOTT	DEM, REP	0 0.00%	265 100.00%	0 0.00%	41 100.00%	306 100.00%
Cast Votes:		0 0.00%	265 100.00%	0 0.00%	41 100.00%	306 100.00%
Undervotes:		0	24	0	2	26
Overvotes:		0	0	0	0	0
Unresolved write-in votes:		0	0	0	0	0

TODD CONSTABLE - SIX YEAR TERM (VOTE FOR ONE)

Choice	Party	Early Voting	Election Day Voting	Provisional	Mail- In	Total
HARPER CLINE	REP	0 0.00%	260 99.24%	0 0.00%	36 100.00%	296 99.33%
David Lee Spurgeon (W)		0 0.00%	1 0.38%	0 0.00%	0 0.00%	1 0.34%
John R Graham II (W)		0 0.00%	1 0.38%	0 0.00%	0 0.00%	1 0.34%

Cumulative Results

Election

Run Time 9:45 AM

Run Date 11/24/2021

FULTON COUNTY, PENNSYLVANIA

MUNICIPAL GENERAL ELECTION, NOVEMBER 2, 2021

11/2/2021

Page 1

Official Results

Registered Voters
3215 of 9822 = 32.73%

Precincts Reporting
13 of 13 = 100.00%

Cast Votes:	0	0.00%	262	100.00%	0	0.00%	36	100.00%	298	100.00%
Undervotes:	0		27		0		7		34	
Overvotes:	0		0		0		0		0	
Unresolved write-in votes:	0		0		0		0		0	

TODD JUDGE OF ELECTION - FOUR YEAR TERM (VOTE FOR ONE)

Choice	Party	Early Voting		Election Day Voting		Provisional		Mail- In		Total	
DEBRA K DICK	DEM	0	0.00%	196	98.00%	0	0.00%	38	100.00%	234	98.32%
Bill Dovey (W)		0	0.00%	1	0.50%	0	0.00%	0	0.00%	1	0.42%
Garry Miller (W)		0	0.00%	1	0.50%	0	0.00%	0	0.00%	1	0.42%
Patty Hess (W)		0	0.00%	1	0.50%	0	0.00%	0	0.00%	1	0.42%
Tom Smith (W)		0	0.00%	1	0.50%	0	0.00%	0	0.00%	1	0.42%
Cast Votes:		0	0.00%	200	100.00%	0	0.00%	38	100.00%	238	100.00%
Undervotes:		0		89		0		5		94	
Overvotes:		0		0		0		0		0	
Unresolved write-in votes:		0		0		0		0		0	

TODD INSPECTOR OF ELECTION - FOUR YEAR TERM (VOTE FOR ONE)

Choice	Party	Early Voting		Election Day Voting		Provisional		Mail- In		Total	
JOYCE L BRENNAN	DEM	0	0.00%	59	21.22%	0	0.00%	14	35.00%	73	22.96%
MARGARET ETHEL PEG KERLIN	REP	0	0.00%	219	78.78%	0	0.00%	26	65.00%	245	77.04%
Cast Votes:		0	0.00%	278	100.00%	0	0.00%	40	100.00%	318	100.00%
Undervotes:		0		10		0		3		13	
Overvotes:		0		1		0		0		1	
Unresolved write-in votes:		0		0		0		0		0	

UNION SUPERVISOR 6 YR - SIX YEAR TERM (VOTE FOR ONE)

Choice	Party	Early Voting		Election Day Voting		Provisional		Mail- In		Total	
REBECCA A RAY	REP	0	0.00%	140	86.96%	1	100.00%	3	100.00%	144	87.27%
(blank) (W)		0	0.00%	1	0.62%	0	0.00%	0	0.00%	1	0.61%

Cumulative Results

Election

Run Time 9:45 AM

Run Date 11/24/2021

FULTON COUNTY, PENNSYLVANIA

MUNICIPAL GENERAL ELECTION, NOVEMBER 2, 2021

11/2/2021

Page 1

Official Results

Registered Voters
3215 of 9822 = 32.73%

Precincts Reporting
13 of 13 = 100.00%

David C Coleman (W)	0	0.00%	1	0.62%	0	0.00%	0	0.00%	1	0.61%
Gary Sheeder (W)	0	0.00%	1	0.62%	0	0.00%	0	0.00%	1	0.61%
Robert C Shugar (W)	0	0.00%	1	0.62%	0	0.00%	0	0.00%	1	0.61%
Robert C Shugh (W)	0	0.00%	1	0.62%	0	0.00%	0	0.00%	1	0.61%
Robert C Shugha (W)	0	0.00%	1	0.62%	0	0.00%	0	0.00%	1	0.61%
Robert C Shughar (W)	0	0.00%	1	0.62%	0	0.00%	0	0.00%	1	0.61%
Robert C Shughart (W)	0	0.00%	1	0.62%	0	0.00%	0	0.00%	1	0.61%
Robert Shughar (W)	0	0.00%	1	0.62%	0	0.00%	0	0.00%	1	0.61%
V Levi Wilson (W)	0	0.00%	12	7.45%	0	0.00%	0	0.00%	12	7.27%
Cast Votes:	0	0.00%	161	100.00%	1	100.00%	3	100.00%	165	100.00%
Undervotes:	0		29		0		7		36	
Overvotes:	0		3		0		0		3	
Unresolved write-in votes:	0		0		0		0		0	

UNION SUPERVISOR 4 YR - TWO YEAR TERM (VOTE FOR ONE)

Choice	Party	Early Voting	Election Day Voting	Provisional	Mail- In	Total
REBECCA A RAY	REP	0 0.00%	80 51.61%	1 100.00%	3 100.00%	84 52.83%
David C Coleman (W)		0 0.00%	1 0.65%	0 0.00%	0 0.00%	1 0.63%
Gary P Sheeder (W)		0 0.00%	2 1.29%	0 0.00%	0 0.00%	2 1.26%
Gary Schetromph (W)		0 0.00%	1 0.65%	0 0.00%	0 0.00%	1 0.63%
Gary Sheeder (W)		0 0.00%	43 27.74%	0 0.00%	0 0.00%	43 27.04%
Gary Sheeder Sr (W)		0 0.00%	1 0.65%	0 0.00%	0 0.00%	1 0.63%
Gary Sheeders (W)		0 0.00%	2 1.29%	0 0.00%	0 0.00%	2 1.26%
John Jame Horensk (W)		0 0.00%	1 0.65%	0 0.00%	0 0.00%	1 0.63%
Levi Wilson (W)		0 0.00%	2 1.29%	0 0.00%	0 0.00%	2 1.26%
Robert C Shughar (W)		0 0.00%	1 0.65%	0 0.00%	0 0.00%	1 0.63%
Robert C Shughart (W)		0 0.00%	3 1.94%	0 0.00%	0 0.00%	3 1.89%
Robert Shughar (W)		0 0.00%	1 0.65%	0 0.00%	0 0.00%	1 0.63%
V Levi Wilson (W)		0 0.00%	17 10.97%	0 0.00%	0 0.00%	17 10.69%
Cast Votes:		0 0.00%	155 100.00%	1 100.00%	3 100.00%	159 100.00%
Undervotes:		0	36	0	7	43

Cumulative Results

Election

Run Time 9:45 AM

Run Date 11/24/2021

FULTON COUNTY, PENNSYLVANIA

MUNICIPAL GENERAL ELECTION, NOVEMBER 2, 2021

11/2/2021

Page 1

Official Results

Registered Voters
3215 of 9822 = 32.73%

Precincts Reporting
13 of 13 = 100.00%

Overvotes:	0	2	0	0	2
Unresolved write-in votes:	0	0	0	0	0

UNION TAX COLLECTOR - FOUR YEAR TERM (VOTE FOR ONE)

Choice	Party	Early Voting		Election Day Voting		Provisional		Mail- In		Total	
KAYLIE JO OAKMAN	REP	0	0.00%	174	99.43%	1	100.00%	7	100.00%	182	99.45%
David C Coleman (W)		0	0.00%	1	0.57%	0	0.00%	0	0.00%	1	0.55%
Cast Votes:		0	0.00%	175	100.00%	1	100.00%	7	100.00%	183	100.00%
Undervotes:		0		18		0		3		21	
Overvotes:		0		0		0		0		0	
Unresolved write-in votes:		0		0		0		0		0	

UNION CONSTABLE - SIX YEAR TERM (VOTE FOR ONE)

Choice	Party	Early Voting		Election Day Voting		Provisional		Mail- In		Total	
Bobby Bigler (W)		0	0.00%	1	10.00%	0	0.00%	0	0.00%	1	9.09%
Christopher Scott Brya (W)		0	0.00%	1	10.00%	0	0.00%	0	0.00%	1	9.09%
Dan Fischer (W)		0	0.00%	1	10.00%	0	0.00%	0	0.00%	1	9.09%
David C Colem (W)		0	0.00%	1	10.00%	0	0.00%	0	0.00%	1	9.09%
John Adams (W)		0	0.00%	1	10.00%	0	0.00%	0	0.00%	1	9.09%
John Horensky (W)		0	0.00%	1	10.00%	0	0.00%	0	0.00%	1	9.09%
John James Horens (W)		0	0.00%	1	10.00%	0	0.00%	0	0.00%	1	9.09%
Tom Strait (W)		0	0.00%	1	10.00%	0	0.00%	0	0.00%	1	9.09%
Victor Gavin (W)		0	0.00%	1	10.00%	0	0.00%	0	0.00%	1	9.09%
William Baker (W)		0	0.00%	1	10.00%	0	0.00%	0	0.00%	1	9.09%
William Trail Jr (W)		0	0.00%	0	0.00%	0	0.00%	1	100.00%	1	9.09%
Cast Votes:		0	0.00%	10	100.00%	0	0.00%	1	100.00%	11	100.00%
Undervotes:		0		183		1		9		193	
Overvotes:		0		0		0		0		0	
Unresolved write-in votes:		0		0		0		0		0	

UNION JUDGE OF ELECTION - FOUR YEAR TERM (VOTE FOR ONE)

Cumulative Results

Election

Run Time 9:45 AM

Run Date 11/24/2021

FULTON COUNTY, PENNSYLVANIA

MUNICIPAL GENERAL ELECTION, NOVEMBER 2, 2021

11/2/2021

Page 1

Official Results

Registered Voters
3215 of 9822 = 32.73%

Precincts Reporting
13 of 13 = 100.00%

Choice	Party	Early Voting		Election Day Voting		Provisional		Mail- In		Total	
DONNA D BEALE	DEM, REP	0	0.00%	137	100.00%	0	0.00%	5	100.00%	142	100.00%
	Cast Votes:	0	0.00%	137	100.00%	0	0.00%	5	100.00%	142	100.00%
	Undervotes:	0		56		1		5		62	
	Overvotes:	0		0		0		0		0	
	Unresolved write-in votes:	0		0		0		0		0	

UNION INSPECTOR OF ELECTION - FOUR YEAR TERM (VOTE FOR ONE)

Choice	Party	Early Voting		Election Day Voting		Provisional		Mail- In		Total	
PAMELA BAGEANT	DEM	0	0.00%	54	31.58%	0	0.00%	7	77.78%	61	33.70%
SUZANNE K MANN	REP	0	0.00%	117	68.42%	1	100.00%	2	22.22%	120	66.30%
	Cast Votes:	0	0.00%	171	100.00%	1	100.00%	9	100.00%	181	100.00%
	Undervotes:	0		19		0		1		20	
	Overvotes:	0		3		0		0		3	
	Unresolved write-in votes:	0		0		0		0		0	

VALLEY HI MAYOR - FOUR YEAR TERM (VOTE FOR ONE)

Choice	Party	Early Voting		Election Day Voting		Provisional		Mail- In		Total	
Roy E Gothie (W)		0	0.00%	0	0.00%	0	0.00%	1	50.00%	1	50.00%
Roy Gothie (W)		0	0.00%	0	0.00%	0	0.00%	1	50.00%	1	50.00%
	Cast Votes:	0	0.00%	0	0.00%	0	0.00%	2	100.00%	2	100.00%
	Undervotes:	0		2		0		2		4	
	Overvotes:	0		0		0		0		0	
	Unresolved write-in votes:	0		0		0		0		0	

VALLEY HI COUNCIL - FOUR YEAR TERM (VOTE FOR NOT MORE THAN THREE)

Choice	Party	Early Voting		Election Day Voting		Provisional		Mail- In		Total	
Howard Cogsweu (W)		0	0.00%	0	0.00%	0	0.00%	1	33.33%	1	33.33%
Howard J Cogswe (W)		0	0.00%	0	0.00%	0	0.00%	1	33.33%	1	33.33%
Jonathan Martin (W)		0	0.00%	0	0.00%	0	0.00%	1	33.33%	1	33.33%

Cumulative Results

Election

Run Time 9:45 AM

Run Date 11/24/2021

FULTON COUNTY, PENNSYLVANIA

MUNICIPAL GENERAL ELECTION, NOVEMBER 2, 2021

11/2/2021

Page 1

Official Results

Registered Voters
3215 of 9822 = 32.73%

Precincts Reporting
13 of 13 = 100.00%

Cast Votes:	0	0.00%	0	0.00%	0	0.00%	3	100.00%	3	100.00%
Undervotes:	0		6		0		9		15	
Overvotes:	0		0		0		0		0	
Unresolved write-in votes:	0		0		0		0		0	

VALLEY HI AUDITOR - SIX YEAR TERM (VOTE FOR ONE)

Choice	Party	Early Voting		Election Day Voting		Provisional		Mail- In		Total	
		0	0.00%	0	0.00%	0	0.00%	0	0.00%	0	0.00%
Cast Votes:		0	0.00%	0	0.00%	0	0.00%	0	0.00%	0	0.00%
Undervotes:		0		2		0		4		6	
Overvotes:		0		0		0		0		0	
Unresolved write-in votes:		0		0		0		0		0	

VALLEY HI TAX COLLECTOR - FOUR YEAR TERM (VOTE FOR ONE)

Choice	Party	Early Voting		Election Day Voting		Provisional		Mail- In		Total	
		0	0.00%	0	0.00%	0	0.00%	0	0.00%	0	0.00%
Cast Votes:		0	0.00%	0	0.00%	0	0.00%	0	0.00%	0	0.00%
Undervotes:		0		2		0		4		6	
Overvotes:		0		0		0		0		0	
Unresolved write-in votes:		0		0		0		0		0	

VALLEY HI JUDGE OF ELECTION - FOUR YEAR TERM (VOTE FOR ONE)

Choice	Party	Early Voting		Election Day Voting		Provisional		Mail- In		Total	
		0	0.00%	0	0.00%	0	0.00%	0	0.00%	0	0.00%
Cast Votes:		0	0.00%	0	0.00%	0	0.00%	0	0.00%	0	0.00%
Undervotes:		0		2		0		4		6	
Overvotes:		0		0		0		0		0	
Unresolved write-in votes:		0		0		0		0		0	

VALLEY HI INSPECTOR OF ELECTION - FOUR YEAR TERM (VOTE FOR ONE)

Cumulative Results

Election

Run Time 9:45 AM

Run Date 11/24/2021

FULTON COUNTY, PENNSYLVANIA

MUNICIPAL GENERAL ELECTION, NOVEMBER 2, 2021

11/2/2021

Page 1

Official Results

Registered Voters
3215 of 9822 = 32.73%

Precincts Reporting
13 of 13 = 100.00%

Choice	Party	Early Voting		Election Day Voting		Provisional		Mail- In		Total	
		0	0.00%	0	0.00%	0	0.00%	0	0.00%	0	0.00%
	Cast Votes:	0	0.00%	0	0.00%	0	0.00%	0	0.00%	0	0.00%
	Undervotes:	0		2		0		4		6	
	Overvotes:	0		0		0		0		0	
	Unresolved write-in votes:	0		0		0		0		0	

WELLS SUPERVISOR - SIX YEAR TERM (VOTE FOR ONE)

Choice	Party	Early Voting		Election Day Voting		Provisional		Mail- In		Total	
CARL DUANE SOUDERS	DEM	0	0.00%	80	49.69%	0	0.00%	3	60.00%	83	50.00%
CHRISTOPHER LYNN FORD	REP	0	0.00%	81	50.31%	0	0.00%	2	40.00%	83	50.00%
	Cast Votes:	0	0.00%	161	100.00%	0	0.00%	5	100.00%	166	100.00%
	Undervotes:	0		2		0		1		3	
	Overvotes:	0		0		0		0		0	
	Unresolved write-in votes:	0		0		0		0		0	

WELLS AUDITOR - SIX YEAR TERM (VOTE FOR ONE)

Choice	Party	Early Voting		Election Day Voting		Provisional		Mail- In		Total	
Carol Barton (W)		0	0.00%	1	4.76%	0	0.00%	0	0.00%	1	4.55%
Cathy Souders (W)		0	0.00%	0	0.00%	0	0.00%	1	100.00%	1	4.55%
Kathy Souder (W)		0	0.00%	1	4.76%	0	0.00%	0	0.00%	1	4.55%
Paul E Musser (W)		0	0.00%	1	4.76%	0	0.00%	0	0.00%	1	4.55%
Penny Shaffer (W)		0	0.00%	1	4.76%	0	0.00%	0	0.00%	1	4.55%
Shirley Hall (W)		0	0.00%	15	71.43%	0	0.00%	0	0.00%	15	68.18%
Tammy Souders (W)		0	0.00%	1	4.76%	0	0.00%	0	0.00%	1	4.55%
Wendy Taylor (W)		0	0.00%	1	4.76%	0	0.00%	0	0.00%	1	4.55%
	Cast Votes:	0	0.00%	21	100.00%	0	0.00%	1	100.00%	22	100.00%
	Undervotes:	0		142		0		5		147	
	Overvotes:	0		0		0		0		0	
	Unresolved write-in votes:	0		0		0		0		0	

Cumulative Results

Election

Run Time 9:45 AM

Run Date 11/24/2021

FULTON COUNTY, PENNSYLVANIA

MUNICIPAL GENERAL ELECTION, NOVEMBER 2, 2021

11/2/2021

Page 1

Official Results

Registered Voters
3215 of 9822 = 32.73%

Precincts Reporting
13 of 13 = 100.00%

WELLS CONSTABLE - SIX YEAR TERM (VOTE FOR ONE)

Choice	Party	Early Voting		Election Day Voting		Provisional		Mail- In		Total	
Berley Souder (W)		0	0.00%	1	14.29%	0	0.00%	0	0.00%	1	12.50%
Berley Souders (W)		0	0.00%	1	14.29%	0	0.00%	1	100.00%	2	25.00%
Cory L Hall (W)		0	0.00%	1	14.29%	0	0.00%	0	0.00%	1	12.50%
James Lupey (W)		0	0.00%	1	14.29%	0	0.00%	0	0.00%	1	12.50%
Marty Marc (W)		0	0.00%	1	14.29%	0	0.00%	0	0.00%	1	12.50%
Paul E Musser (W)		0	0.00%	1	14.29%	0	0.00%	0	0.00%	1	12.50%
Penny Shaffer (W)		0	0.00%	1	14.29%	0	0.00%	0	0.00%	1	12.50%
Cast Votes:		0	0.00%	7	100.00%	0	0.00%	1	100.00%	8	100.00%
Undervotes:		0		156		0		5		161	
Overvotes:		0		0		0		0		0	
Unresolved write-in votes:		0		0		0		0		0	

WELLS JUDGE OF ELECTION - FOUR YEAR TERM (VOTE FOR ONE)

Choice	Party	Early Voting		Election Day Voting		Provisional		Mail- In		Total	
Christorhor Wrig (W)		0	0.00%	1	7.14%	0	0.00%	0	0.00%	1	6.67%
Ethel Foor (W)		0	0.00%	1	7.14%	0	0.00%	0	0.00%	1	6.67%
Karole S Bart (W)		0	0.00%	1	7.14%	0	0.00%	0	0.00%	1	6.67%
Kim Earley (W)		0	0.00%	1	7.14%	0	0.00%	1	100.00%	2	13.33%
Kristen Earley (W)		0	0.00%	7	50.00%	0	0.00%	0	0.00%	7	46.67%
Kristen Earlye (W)		0	0.00%	1	7.14%	0	0.00%	0	0.00%	1	6.67%
Kriston Early (W)		0	0.00%	1	7.14%	0	0.00%	0	0.00%	1	6.67%
Paul E Musser (W)		0	0.00%	1	7.14%	0	0.00%	0	0.00%	1	6.67%
Cast Votes:		0	0.00%	14	100.00%	0	0.00%	1	100.00%	15	100.00%
Undervotes:		0		149		0		5		154	
Overvotes:		0		0		0		0		0	
Unresolved write-in votes:		0		0		0		0		0	

WELLS INSPECTOR OF ELECTION - FOUR YEAR TERM (VOTE FOR ONE)

Cumulative Results

Election

Run Time 9:45 AM

Run Date 11/24/2021

FULTON COUNTY, PENNSYLVANIA

MUNICIPAL GENERAL ELECTION, NOVEMBER 2, 2021

11/2/2021

Page 1

Official Results

Registered Voters
3215 of 9822 = 32.73%

Precincts Reporting
13 of 13 = 100.00%

Choice	Party	Early Voting		Election Day Voting		Provisional		Mail- In		Total	
PEGGY J GRACE	DEM	0	0.00%	109	92.37%	0	0.00%	5	100.00%	114	92.68%
Becky Ford (W)		0	0.00%	1	0.85%	0	0.00%	0	0.00%	1	0.81%
Carol Barton (W)		0	0.00%	1	0.85%	0	0.00%	0	0.00%	1	0.81%
Chantel L Musser (W)		0	0.00%	1	0.85%	0	0.00%	0	0.00%	1	0.81%
Karole Barton (W)		0	0.00%	4	3.39%	0	0.00%	0	0.00%	4	3.25%
Karole S Barton (W)		0	0.00%	1	0.85%	0	0.00%	0	0.00%	1	0.81%
Robert Webb (W)		0	0.00%	1	0.85%	0	0.00%	0	0.00%	1	0.81%
Cast Votes:		0	0.00%	118	100.00%	0	0.00%	5	100.00%	123	100.00%
Undervotes:		0		44		0		1		45	
Overvotes:		0		1		0		0		1	
Unresolved write-in votes:		0		0		0		0		0	

Superior Court (John T Bender) Retention Question

Choice	Party	Early Voting		Election Day Voting		Provisional		Mail- In		Total	
Yes		0	0.00%	1,530	69.99%	3	100.00%	189	65.17%	1,722	69.46%
No		0	0.00%	656	30.01%	0	0.00%	101	34.83%	757	30.54%
Cast Votes:		0	0.00%	2,186	100.00%	3	100.00%	290	100.00%	2,479	100.00%
Undervotes:		0		658		0		77		735	
Overvotes:		0		1		0		0		1	
Unresolved write-in votes:		0		0		0		0		0	

Superior Court (Mary Jane Bowes) Retention Question

Choice	Party	Early Voting		Election Day Voting		Provisional		Mail- In		Total	
Yes		0	0.00%	1,473	68.26%	3	100.00%	189	65.40%	1,665	67.96%
No		0	0.00%	685	31.74%	0	0.00%	100	34.60%	785	32.04%
Cast Votes:		0	0.00%	2,158	100.00%	3	100.00%	289	100.00%	2,450	100.00%
Undervotes:		0		684		0		78		762	
Overvotes:		0		3		0		0		3	
Unresolved write-in votes:		0		0		0		0		0	

Cumulative Results

Election

Run Time 9:45 AM

Run Date 11/24/2021

FULTON COUNTY, PENNSYLVANIA

MUNICIPAL GENERAL ELECTION, NOVEMBER 2, 2021

Official Results

Registered Voters
3215 of 9822 = 32.73%

Precincts Reporting
13 of 13 = 100.00%

11/2/2021

Page 1

Commonwealth (Ann Covey) Retention Question

Choice	Party	Early Voting		Election Day Voting		Provisional		Mail- In		Total	
Yes		0	0.00%	1,531	70.55%	3	100.00%	186	64.36%	1,720	69.86%
No		0	0.00%	639	29.45%	0	0.00%	103	35.64%	742	30.14%
Cast Votes:		0	0.00%	2,170	100.00%	3	100.00%	289	100.00%	2,462	100.00%
Undervotes:		0		673		0		78		751	
Overvotes:		0		2		0		0		2	
Unresolved write-in votes:		0		0		0		0		0	

Commonwealth (Renee Cohn Jubelirer) Retention Question

Choice	Party	Early Voting		Election Day Voting		Provisional		Mail- In		Total	
Yes		0	0.00%	1,548	70.68%	3	100.00%	187	64.48%	1,738	70.00%
No		0	0.00%	642	29.32%	0	0.00%	103	35.52%	745	30.00%
Cast Votes:		0	0.00%	2,190	100.00%	3	100.00%	290	100.00%	2,483	100.00%
Undervotes:		0		654		0		77		731	
Overvotes:		0		1		0		0		1	
Unresolved write-in votes:		0		0		0		0		0	

*** End of report ***